

PRINTHEAD ALIGNMENT AND PRINTHEAD HEALTH DIAGNOSTICS PLOT

SCAN AXIS AND PAPER AXIS PRINTHEAD REGISTRATION (TOP DIE)

SCAN AXIS BIDIRECTIONAL CHECK

SCAN AXIS AND PAPER AXIS PRINTHEAD REGISTRATION (BOTTOM DIE)

SCAN AXIS ANGULAR CHECK

Printhead Alignment Errors Legend





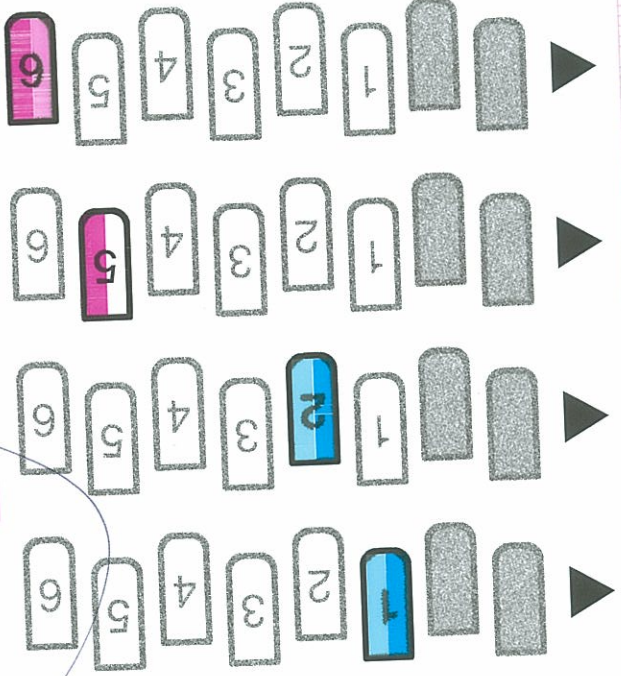
0 um

42 um

84 um

126 um

> 65um



Handwritten text: *hr 155100*

