



HP LARGE FORMAT END USER TRAININGS

April 2020

Here are the Learn with HP courses and trainings we have created for end customers in recent months. Click [here](#) for information about how to log in and access courses in Learn with HP.

Large Format Trainings



Name: [HP Latex Printing Technologies and Applications fundamentals](#)

Description: This module explains some distinct advantages of HP Latex inks, such as key environmental benefits, new additional ink technologies, and various types of printing applications. The way that images are formed by the third-generation and new HP Latex inks, is also shown in this training module.

Duration: 30'

Subscription code: ULFUNDAMENTALS




Name: [HP Stitch DyeSub Fundamentals](#)

Description: This course will help you to know about Dye Sublimation technology, and the sublimation process on HP Stitch printer series. It also explains the extensive range of printing applications such as flags, stretchable fabrics, and others. The course also mention some important devices that are applied in the dye-sublimation workflow.

Duration: 40'

Subscription code: DSFUNDAMENTALS




Name: [HP LFP PrintOS Introductory Information Course](#)

Description: An introduction and overview to the PrintOS platform and applications for HP Latex customers.

Duration: 1h 20'

Subscription code: PRINTOSINTRO



Name: [HP LFP Color Management Introduction Training](#)

Description: This training module offers the customer the chance to learn the basic concepts of color management as an introductory step.

Duration: 1h

Subscription code: COLORMGM



Name: [HP LFP Ecosolutions training](#)


Description: This course helps you to gain new knowledge to assist clients looking for wide format graphics solutions with a reduced environmental impact. Learn about the key factors that influence printing more sustainably, and how to communicate your sustainable printing efforts to your customers.

Duration: 1h

Subscription code: ECOSOLUTIONS



HP Latex 300 & 500 Printer Series Trainings



Name: [HP Latex 300/500 Printer Series – Basic Operator Certification](#)

Description: Learn the basics of the HP Latex 300 & 500 Printer series. Go through the main tasks and maintenance procedures to ensure you are ready to use these printers.

Duration: 1h

Subscription code: L300L500Basic



Name: [HP Latex 300/500 Printer Series – SAi Basic Training](#)

Description: Learn the basics of the SAi RIPs used with the HP Latex 300 and 500 Printer series. In this course you will learn how to use the basic functions of SAi FlexiPRINT - RIP Software.

Duration: 15'

Subscription code: LVSAiBasic



Name: [HP Latex 300/500 Printer Series – Caldera Basic Training](#)

Description: Learn the basics of the Caldera RIPs used with the HP Latex 300 and 500 Printer series. In this course you will learn how to use the basic functions of Caldera - RIP Software.

Duration: 15'

Subscription code: LVCalderaBasic



Name: [HP Latex 300/500 Printer Series – ONYX Basic Training](#)

Description: Learn the basics of the ONYX RIPs used with the HP Latex 300 and 500 Printer series. In this course you will learn how to use the basic functions of ONYX - RIP Software.

Duration: 15'

Subscription code: LVOnyxBasic



Name: [HP Latex Cutter Series Training](#)

Description: Learn the basics of the HP Latex Cutter Series. In this course you will learn all you need to know to be able to operate and troubleshoot your HP Latex Cutter.

Duration: 1 h 15'

Subscription code: CutterBasic



Name: [HP Latex 300/500 Printer Series – Image Quality Troubleshooting](#)

Description: Learn how to solve the most common image quality issues when printing with the HP Latex 300 and 500 Printer Series.

Duration: 30'

Subscription code: IQLVBasic



HP Latex R Series Trainings



Name: [HP Latex R-Series Printers – Printer Overview](#)

Description: Take a closer look at the components of the HP Latex R-series printers. This module introduces the learner to the HP Latex R-series printers, including their functionalities and accessories.

Duration: 10'

Subscription code: OverviewRS



Name: [HP Latex R-Series Printers – Main Tasks Basic](#)

Description: Get to know some of the basic tasks of an HP Latex R-series printer. Go through the main tasks such as loading rigid and flexible substrates (or using the roll printing kit accessory), printhead alignment, supplies replacement, etc., as well as some of the most frequent maintenance routines.

Duration: 1 h 15'

Subscription code: TasksRS



Name: [HP Latex R-Series Printers – Main Tasks Advanced](#)

Description: Get to know some of the advanced tasks of an HP Latex R-series printer. Go through the main tasks such as using the substrate edge holders kit, double-sided printing, adding a new substrate, avoiding head crashes, etc., as well as monthly cleaning maintenance routines.

Duration: 20'

Subscription code: TasksRSAdv



Name: [HP Latex R-Series Printers – White Ink](#)

Description: One of the newest functionalities available in the HP Latex R-series printer is the ability to print white. If you want to make the most of your White Ink Kit, do not hesitate to enroll on this foundation course. You'll learn the main characteristics and print modes of white ink, its most commonly used applications, and how to handle the White Ink Kit on HP Latex R-series printers, including all the maintenance required, plus some extra tips and tricks to optimize its use.

Duration: 45'

Subscription code: WhiteRS



Name: [HP Latex R-Series Printers – How to Optimize Costs and Production](#)

Description: Avoid wasted time and unnecessary costs by learning some useful tips and tricks related to ink consumption and management of calibration times to boost your productivity. Direct from HP hub, we offer you the most useful tips.

Duration: 10'

Subscription code: OptimizeCP



Name: [HP Latex R-Series Printers – Print Quality Troubleshooting and Substrate Preset Guide](#)

Description: This module is made up of selected materials that will give customers all the tools they need to fix any IQ issues and some useful information to help them create substrate presets.

Duration: 1h 15'

Subscription code: IQRSeries



Name: [HP Latex R-Series Printers – Temporary Outdoor Signage with Corrugated Plastic](#)

Description: In this course, we'll see how to print on corrugated plastic panels to make temporary outdoor signage. If you want to gain some useful knowledge on the material you will need, the substrate and job preparations required, how to print multiple sheets N-up, hot loading and full-bleed printing, and how to handle the material once printed, enroll on this course.

Duration: 40'

Subscription code: TemporaryRS




Name: [HP Latex R-Series Printers – Window Graphics with Clear Substrates](#)

Description: In this course, we'll see how to print on clear substrates for a window graphics job. If you want to gain some useful knowledge on the material you will need, how to add a white layer with both SW tools and RIP, how to print using the roll printing kit, how to install and handle the final job, and much more, don't miss it!

Duration: 40'

Subscription code: WindowGrRS



Name: [HP Latex R-Series Printers – Retail Panel with Corrugated Cardboard](#)

Description: In this course, we'll see how to print on corrugated cardboard for a retail panel job. If you want to gain some useful knowledge on the material you will need, how to print double-sided, how to mount and install the substrate edge holder kit, how to handle the final job, and much more, this is your course!

Duration: 40'

Subscription code: RetailRS



Name: [HP Latex R-Series Printers – Free Standing Display Units with Corrugated Cardboard](#)

Description: In this course you'll learn how to create an FSDU with corrugated cardboard, including how to print on this material (learning how to use the edge holders kit and some other tips and tricks for best results), how to create the cutting job (including crease and cut lines), and how to mount the job for final result. Ready to start learning?

Duration: 40'

Subscription code: FSDURS



Name: [HP Latex R-Series Printers – Home Decoration with Wood](#)

Description: In this course you'll learn how to print on natural wood for a home decoration job. If you want to gain some useful knowledge on the type of material you will need, how to treat natural wood, how to cut panels, some of the most common post-processing procedures, and much more, enroll in this course.

Duration: 40'

Subscription code: DecoRS

HP Stitch Series Trainings



Name: [HP Stitch S300/S500 64 in printers - Basic Operator Certification](#)

Description: Continue learning and refresh content from the post installation training. Moreover, certify yourself as HP Stitch S300/S500 64 in printers Operator!

Duration: 1h

Subscription code: S300S500Basic



Name: [HP Stitch S1000 126in Printer - Basic Operator certification](#)

Description: Take a closer look at the components of the HP Stitch S1000 126in Printer. This module introduces the learner to the printer, including the main tasks related to HP Stitch S1000 126in Printer.

Duration: 1h

Subscription code: S1000Basic



How to access the trainings

Follow these steps to access the training courses:
(Chrome is the recommended browser.)

1. Access Learn with HP: <https://hp-gsb.docebosaas.com/>
2. Register in Learn with HP if it is the first time you are accessing it.
 - Click the Learn with HP button:
 - ✓ Click Don't have an account? Sign up.
 - ✓ At the "Create your HP account" page, fill in all required information.
 - ✓ Check the "I am not a robot" checkbox.
 - ✓ Click "Sign up."
 - ✓ At the "Verify your email address" page, enter the security code sent to you in an email.
 - ✓ A notice will appear that your account has been verified.
 - ✓ You will be redirected in a few seconds or you can "Skip the wait."
 - ✓ Your "My Profile" page will open. Fill in all required* information and select Save changes.
 - ✓ The "Platform Reload" window will open; select the "Yes I'm sure, and I want to proceed" box then select Confirm and click Confirm again.


You can find out more info about the "Learn with HP" platform in the following videos:

- [Introducing to "Learn with HP"](#)
- [Register to "Learn with HP"](#)

3. Log in at Learn with HP.
4. Use the subscription code to access the training:

The screenshot shows a form with the heading "Do you have a subscription code?" and a subtext "Type it here to subscribe to your courses!". To the right of the subtext is a text input field labeled "Subscription code *". A grey arrow points to the right from the end of the input field.

IMPORTANT: Make sure there is no space at the beginning or the end of the code.

5. Once the code is inserted and confirmed, click . Then, in My courses and learning plans, you will see your course.