



HP Latex 1500 dual-roll spindle specifications

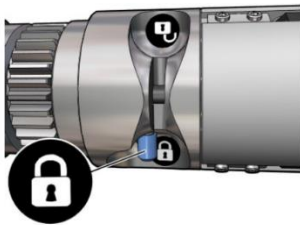
Minimum roll width	635 mm (25 in)
Maximum roll width	2 × 1.60 m (2 × 63 in)
Minimum gap between rolls	40 mm (1.6 in)
Maximum roll diameter	300 mm (11.8 in)
Maximum total weight of both rolls	2 × 70 kg (2 × 154 lb)

HP Latex 1500 Printer User Guide, page 138

 **NOTE:** When using dual rolls, you have to use the roll-to-roll configuration as it is the only configuration supported.

If the rolls are of unequal lengths, the longer roll should be on the right as seen from the front of the printer; on the left as seen from the rear. That way, when the shorter rolls runs out, you can continue printing on the other roll.

 **NOTE:** When one roll runs out, you should lock the differential in the middle of the spindle, using the lever on the left-hand side.



HP Latex 1500 Printer User Guide, pages 49 - 50