

# HP Large Format End User Trainings

---



Here are the courses and trainings we have created for end customers in recent months. All of them are accessible through PrintOS Learn App in few simple steps:

1. Sign in to your PrintOS account: <http://www.printos.com>
2. Access Learn from the App Switcher (left menu)
3. Start learning and increasing your knowledge!

**Important:** To access some of the courses on the list, you must have the printer for which the course was developed installed in your PrintOS account.

If you do not have an account in PrintOS yet, contact your support representative to be invited to create your organization.

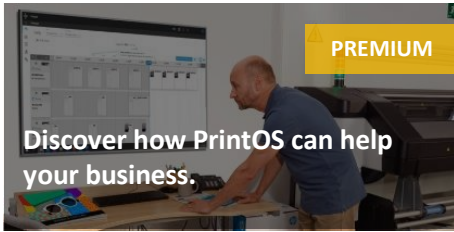
# Contents

---

HP Large Format End User Trainings.....	1
General.....	3
Software, RIPs and Solutions.....	11
HP Latex 300 & 500 Printer Series Trainings.....	13
HP Latex 700 & 800 Printer Series Trainings.....	14
HP Cutting Solutions.....	18
HP Latex R Series Trainings.....	21
HP Stitch Series Trainings.....	24
HP DesignJet Z6 Pro and Z9+ Pro.....	25
HP PageWide Pro XL Printer series.....	28
HP Latex 2700 Printer series.....	31
HP Latex 630 Printer series.....	36

## General

---



| PREMIUM

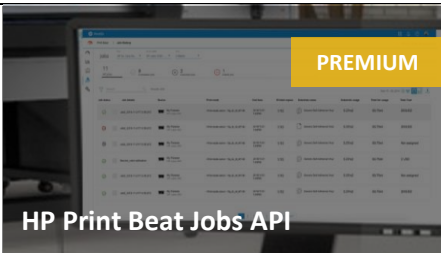
Name: Discover how PrintOS can help your business (Webcast)

Webcast: [Direct link](#)

**Description:** In this video we share some of how PrintOS and its suite of applications can help print service providers optimize the way they work. Whether it's by monitoring status and job queues, remotely installing profiles, or accessing an extensive video catalogue, PrintOS allows you to get the most out of your printers.

Duration: 30'

---



| PREMIUM

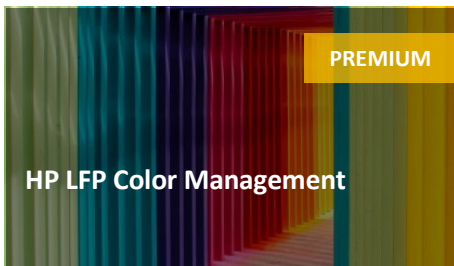
Name: HP Print Beat Jobs API

[Direct link](#)

**Description:** Learn how to transfer your printer data to your ERP / MIS system.

HP Print Beat Jobs API - [Direct link](#)

---



| PREMIUM

Name: HP LFP Color Management

**Description:** This Learning Plan offers the customer the chance to learn the basic concepts of color management as an introductory step.

**Contents:**

- HP LFP Color Management Introduction Training
- HP Latex- Color Calibration and Consistency - Webcast replay
- HP Latex Color Management Advanced Training

HP LFP Color Management - [Direct link](#)

---



| PREMIUM

Name: HP LFP Color theory for printing - Multilingual

[Direct link](#)

**Description:** Color is one of the key properties of print that PSPs need to deliver reliably and efficiently. It's a complex topic because of how we humans see the world around us and because these experiences depend on many factors.

**Contents:**

- What are colors?
  - Basic color theory.
  - The complexity of color perception.
  - How are printed colors made?
  - The color properties of inks and substrates.
  - How are printed colors controlled?
-



## | PREMIUM

### Name: HP LFP Sustainability in Print & Retail - Multilingual


**Description:** By completing this Sustainability in Print & Retail course, PSPs will have a greater understanding of the sustainable perceptions and how these can affect the way we view if a product or service is truly sustainable, why sustainability matters and the key reasons why it matters and a look at the key sustainability trends in design, materials & displays which have been emerging from the World's No1 Retail Trade Fair, Euroshop 2023.

#### Contents:

- Let's think about sustainability and sustainable perceptions.
- The 9 key reasons why sustainability matters.
- Sustainability trends at Euroshop 2023.
- Greenwashing - How to communicate sustainability.
- Sustainable Materials - Choosing the right materials
- New sustainability stakeholders
- Understanding Sustainability - Legislation, Logos and Accreditations

### HP LFP Sustainability in Print & Retail - Multilingual

[Direct link](#)




## | PREMIUM

### Name: HP Latex 630 Printer Series - HP Pixel Control fundamentals.

**Description:** In this video, you will learn about the fundamentals of HP Pixel Control, the world's first truly digital imaging pipeline, which delivers new levels of print performance by directly controlling the contents of every printed pixel.

### HP Pixel Control fundamentals - [Direct link](#)



## | PREMIUM

### Name: Color calibration and consistency - Multilingual.

**Description:** By completing this Color calibration and consistency course, you will learn how to keep colors consistent over time. There are many different factors that can affect the color consistency that your printer might print on one day versus another. This could be everything from environmental conditions, such as temperature or humidity, the type of material that is being used and the age of your printheads, among others. In this course you will learn about closed loop color calibration process (CLC) as the solution to ensure color consistency over time.

#### Contents:

- The color calibration workflow in your printer.
- Achieving fleet color consistency.
- Color consistency for tiling applications
- Color calibration frequently asked questions

### Color calibration and consistency - [Direct link](#)



## | PREMIUM

### **Name: Expand into fleet graphics with HP Latex – Multilingual.**

**Description:** As a print company, you're always looking for ways to grow your revenue stream, by watching your costs, becoming more efficient, and by finding new applications that you can offer your customers. Vehicle Graphics is a very interesting application, and certainly if you can add value by printing.

#### **Contents:**

- What should I consider when selecting the best material for fleet graphics?
- What is the recommended process to follow to produce fleet graphics?
- What should I consider when installing fleet graphics?
- How to produce vehicle wrappings end-to-end

**Expand into fleet graphics with HP Latex - [Direct link](#)**



## | PREMIUM

### **Name: Unlocking Web-to-Print – Multilingual.**

**Description:** Embark on a journey of empowerment and skill enhancement with our comprehensive web-to-print training plan. In this program, we'll equip you with the knowledge and expertise needed to excel in the dynamic world of web-to-print, ensuring you're fully prepared to harness its potential for success.

#### **Contents:**

- Diving into Wix.com e-commerce: your digital business solution
- WooCommerce: unleashing business benefits
- Unlocking success with Shopify: harnessing the power of e-commerce
- Choosing the perfect fit: an overview of 10 e-commerce platforms and their business benefits
- Designing with Ease in HP Design & eCommerce
- Turn your store products into customizable items with HP Design & eCommerce
- Efficient Order Management with HP Design & eCommerce
- Benefits of online presence

**Unlocking Web-to-Print - [Direct link](#)**



## | PREMIUM

### **Name: Become an expert on vehicle wrapping – Multilingual.**

**Description:** By completing this course developed by The Wrap Institute, 3M, and HP, you will learn how to wrap a full vehicle using HP Latex technology. You will know which tools to use to become an expert on vehicle wrapping and you will also get specific tips and tricks on how to install both the easiest and the most difficult parts of a vehicle.

#### **Contents:**

- Setting up a vehicle wrapping business
- Recommended tools for vehicle wrapping.
- Design a vehicle wrapping project.
- Installation of vehicle wrapping – easy areas
- Installation of vehicle wrapping – difficult areas
- Why HP Latex is great for vehicle wrapping.

**Become an expert on vehicle wrapping - [Direct link](#)**



## | PREMIUM

### **Name: HP LFP - FlexiPrint RIP Software Advanced Settings**

**Description:** A 23-lesson course that will teach you all the techniques and secrets to obtaining the best possible results with your HP printer while working on projects involving the White Ink workflow.

#### **Contents:**

- File Format Considerations-Vector-vs-Bitmap
- File Format Considerations - Resampling Bitmaps
- File Format Considerations - Make Transparent and Masking
- Using Spot White
- Underbase in Flexi
- Working with Layers
- HP LFP - Rip and Print Menu.
- HP LFP - Production Manager Overview
- HP LFP - Layout and Workflow Tab in Production Manager
- HP LFP - Color Management Tab in Job Properties
- HP LFP - Printer Options Tab in Job Properties
- HP LFP - Tiles and Marks Tab in Job Properties

**HP LFP - FlexiPrint RIP Software Advanced Settings**

[Direct link](#)



### **Name: HP LFP PrintOS Design and eCommerce Tutorial – Multilingual.**

**Description:** This course introduces you to the world of HP PrintOS Design and eCommerce and provides a ‘how-to’ guide of this solution.

**HP LFP PrintOS Design and eCommerce Tutorial - [Direct link](#)**





**Name: Understanding the color calibration.**

**Description:** In this video you will learn what closed loop color calibration (CLC) is, why it is important and when you should run color calibration in your printer.

**Understanding the color calibration - [Direct link](#)**

---



**Name: HP Latex for fleet graphics – Multilingual.**

**Description:** In this course, you will learn about the key characteristics of latex inks, and why they make this technology very well suited for vehicle graphics.

**HP Latex for fleet graphics - [Direct link](#)**

---




**Name: HP LFP Sustainability training.**

**Description:** Sustainability is a key issue that's top-of-mind for many businesses today. While it's difficult to know exactly what one business can do to impact change, we wish to help understand what we are doing at HP. Over this course, you will explore HP's sustainable commitment and the principle of HP Latex Ink technology. Discover the features that help improve the comfort of your facility and lower our impact through thoughtful design and explore our various certifications supporting our commitment to Sustainability.

**HP LFP Sustainability training: [Direct link](#)**

---



**Name: HP Ecosolutions Training for HP Latex Printers (HP Gen 3 Series 54/64in)**

**Description:** This course helps you understand the sustainable design and features of the HP Latex print system. Learn key factors of more sustainable printing for print operators, for our planet, and how these can also help you differentiate your service, gaining access to more opportunity.

**HP Ecosolutions Training for HP Latex Printers (HP Gen 3 Series 54/64in): [Direct link](#)**

---



**Name: HP Latex Ink Technology.**

**Description:** Sustainability is a key issue that's top-of-mind for many businesses today. While it's difficult to know exactly what one business can do to impact change, we wish to help understand what we are doing at HP. Over this course, you will explore HP's sustainable commitment and the principle of HP Latex Ink technology. Discover the features that help improve the comfort of your facility and lower our impact through thoughtful design and explore our various certifications supporting our commitment to Sustainability.

**HP LFP Sustainability training: [Direct link](#)**

---



**Name: HP carton-based cartridge and take-back program.**

**Description:** To lower our impact, HP continues to deliver products designed with the environment in mind such as the new HP carton-based cartridge. Design to reduce plastic, our new HP carton-based cartridge is now label-free and can be recycled for free through our recycling program: HP Planet Partners.

**HP carton-based cartridge and take-back program:** [Direct link](#)

---

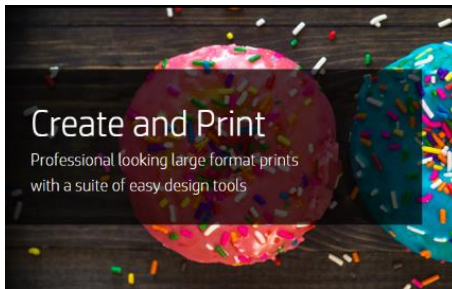


**Name: HP Environmental certification explained.**

**Description:** At HP, sustainability is a top-of-mind concern. Therefore, we set ourselves apart as the most certified technology company in the industry. Our certification demonstrates our unwavering commitment to constantly improving our practices and reducing our environmental impact.

**HP Environmental certification explained:** [Direct link](#)

---




**Name: HP Application Center (Webcast)**

**Description:** This webinar shows a demo of how to use the HP Application Center.

**Duration:** 1h

**Webcast:** [Direct link](#)

---



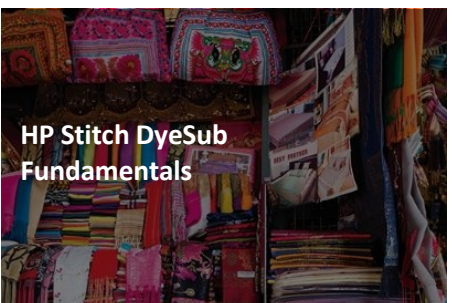
**Name: HP LFP PrintOS – User Training**

**Description:** An introduction and overview to the PrintOS platform and applications for HP Latex customers.

**Duration:** 1h 20'

**HP LFP PrintOS - Introductory Information Course:** [Direct link](#)

---



**Name: HP Stitch DyeSub Fundamentals**

**Description:** This course will help you to know about Dye Sublimation technology, and the sublimation process on HP Stitch printer series. It also explains the extensive range of printing applications such as flags, stretchable fabrics, and others. The course also mention some important devices that are applied in the dye-sublimation workflow.

**Duration:** 40'

**HP Stitch DyeSub Fundamentals:** [Direct link](#)

---



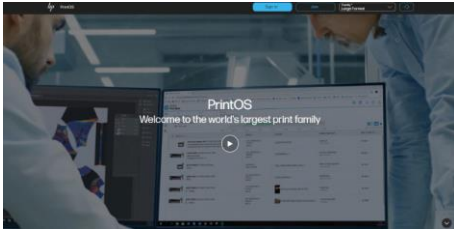


**Name: How to win with sustainability**

**Description:** This learning plan will enable you to succeed on your sustainability journey, giving you insights, key principles, and answers to your sustainability questions.

Sustainability in Services course: [Direct link](#)

---



**Name: HP LFP PrintOS - Overview (Video)**

**Description:** In this video, you'll take a look at the PrintOS cloud.

HP LFP PrintOS - Overview - [Direct link](#)

---



**Name: HP LFP PrintOS - Configuration Center (Video)**

**Description:** In this video, you'll take a look at the PrintOS Configuration Center.

HP LFP PrintOS - Overview - [Direct link](#)

---



**Name: HP LFP PrintOS - Print Beat (Video)**

**Description:** In this video, you'll take a look at the PrintOS Print Beat.

HP LFP PrintOS - Overview - [Direct link](#)

---



**Name: Why is HP Latex a great technology for decoration - Multilingual**

**Description:** In course, you will learn what decoration is, and how your latex printer is well-prepared to provide your business with a new source of growth.

Why is HP Latex a great technology for decoration - Multilingual - [Direct link](#)

---



## **Name: HP LFP - Optimize your profitability with white ink**

**Description:** Learn from our experts and customers how you can get the best of your white ink printers, what are the applications that can be produced with white ink and get answers to your questions

### **Contents:**

- HP LFP - Introduction to HP Latex white ink technology
- HP LFP - HP Latex white ink applications overview
- HP LFP - HP Latex white ink applications deep dive
- HP LFP - HP Latex white ink printing modes
- HP LFP - HP Latex white ink samples and enviros
- HP LFP - Interview with Press On
- HP LFP - Interview with Anstey Wallpaper Company
- HP LFP - Optimize your profitability with HP Latex White ink
- HP LFP - Frequently asked questions

**HP LFP - Optimize your profitability with white ink - [Direct link](#)**

---



### **Name: HP LFP SAI FlexiPrint RIP Software - Introduction training**

**Description:** In this course you will learn how to use the basic functions of the SAI FlexiPRINT - RIP Software.

#### **Content:**

- Introduction to Flexi HP Edition.
- Flexi HP Edition interface.
- Flexi HP Edition White ink options
- Design Central.
- Working with Text.
- Image Vectorization.
- Sending a Print.
- Contour Cutting.
- Direct Vinyl Cutting.
- Soft Proofing

HP LFP - SAI FlexiPrint RIP Software introduction - [Direct link](#)

---



### **Name: HP LFP ONYX RIP Software - Introduction training**

**Description:** In this course you will learn how to use the basic functions of the ONYX - RIP Software.

**Duration:** 15'

HP LFP ONYX RIP Software - Introduction training: [Direct link](#)

---



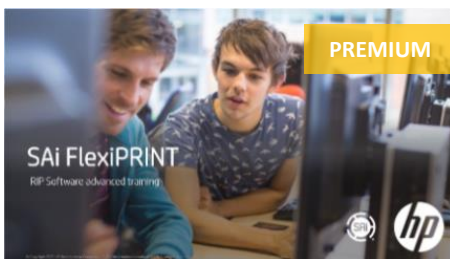
### **Name: HP LFP Caldera RIP Software - Introduction training**

**Description:** In this course you will learn how to use the basic functions of the Caldera - RIP Software.

**Duration:** 15'

HP LFP Caldera RIP Software - Introduction training: [Direct link](#)

---



### **| PREMIUM**


### **Name: HP LFP SAI FlexiPrint RIP Software- Advanced training**

In this course you will learn how to use some advanced functions of the SAI FlexiPrint RIP Software with your HP Latex Printer.

**Duration:** 30'

HP LFP SAI FlexiPrint RIP Software- Advanced training: [Direct link](#)

---



| PREMIUM

**Name:** HP LFP Onyx RIP Software- Advanced training

In this course you will learn how to use some advanced functions of the ONYX RIP Software with your HP Latex Printer.

**Duration:** 30'

HP LFP Onyx RIP Software- Advanced training: [Direct link](#)



| PREMIUM

**Name:** HP LFP Caldera RIP Software- Advanced training

In this course you will learn how to use some advanced functions of the Caldera RIP software with your HP Latex Printer.

**Duration:** 30'


HP LFP Caldera RIP Software- Advanced training: [Direct link](#)



**Name:** HP LFP - How to create a white ink layer with Adobe Photoshop.

**Description:** In this video, you'll learn how to create and name a white ink layer with Adobe Photoshop.

White ink overview - [Direct link](#)



**Name:** HP LFP - How to create a white ink layer with Adobe Illustrator.

**Description:** In this video, you'll learn how to create and name a white ink layer with Adobe Illustrator.

White ink overview - [Direct link](#)

# HP Latex 300 & 500 Printer Series Trainings

---



**Name: HP Latex 300/500 Printer Series – Basic Operator Certification**

**Description:** Learn the basics of the HP Latex 300 & 500 Printer series. Go through the main tasks and maintenance procedures to ensure you are ready to use these printers.

**Duration:** 1h

**HP Latex 300/500 Printer Series – Basic Operator Certification**

**ENGLISH:** [Direct link](#)

---



**Name: HP Latex 300/500 Printer Series – Image Quality Troubleshooting**

**Description:** Learn how to solve the most common image quality issues when printing with the HP Latex 300 and 500 Printer Series.

**Duration:** 30'

**HP Latex 300/500 Printer Series – Image Quality**

**Troubleshooting:** [Direct link](#)

---



## HP Latex 700 & 800 Printer Series Trainings

---



### **Name: HP Latex 700/800 Printer series - Printer overview**

**Description:** This module provides an overview of your printer.

**Duration:** 10'

**Printer overview:** [Direct link](#)

---



### **Name: HP Latex 700/800 Printer series - Basic Main tasks**

**Description:** This module provides the basic tasks you need to perform to make the most of your printer.

**Duration:** 20'

**Basic Main tasks:** [Direct link](#)

---



### **Name: HP Latex 700/800 Printer series - Basic Maintenance routines**

**Description:** This module provides the basic maintenance routines you need to perform to make the most of your printer.

**Duration:** 20'

**Basic Maintenance routines:** [Direct link](#)

---



### **Name: HP Latex 700/800 Printer series - Advanced main tasks and maintenance routines**

**Description:** This module provides the advanced tasks you need to perform to make the most of your printer.

**Duration:** 30'

**Advanced main tasks and maintenance routines:** [Direct link](#)

---



### **Name: HP Latex 700/800 Printer series - Print Quality Troubleshooting**

**Description:** This training presents the main print quality issues that may occur with the HP Latex 700/800 Printer series and how to solve them.

**Duration:** 30'

**Print Quality Troubleshooting:** [Direct link](#)

---



---

### Name: HP Latex 700/800 Printer series - White ink

**Description:** Overview and main tasks related to white ink with the HP Latex 700 W and 800 W Printer series.

**Duration:** 30'

**White ink:** [Direct link](#)



---

### Name: HP Latex 700/800 Printer series - Color Consistency

**Description:** The objective of this training is to help you ensure color consistency in your printing jobs with the HP Latex 700/800 Printer series.

**Duration:** 30'

**Color Consistency:** [Direct link](#)



---

### Name: HP Latex 700/800 Printer series - Curing module cleaning maintenance

**Description:** This module provides the curing module cleaning maintenance you need to perform to make the most of your printer.

**Duration:** 20'

**Curing module cleaning maintenance:** [Direct link](#)



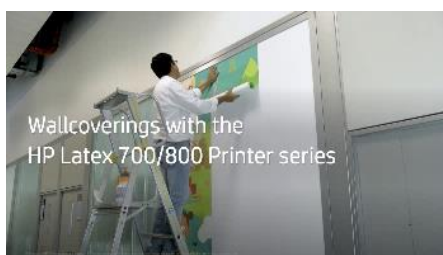
---

### Name: HP Latex 700/800 Printer series - Canvas for home decoration

**Description:** The objective of this training is to learn how to prepare, print on and apply Canvas with the HP Latex 700/800 printer series.

**Duration:** 30'

**Canvas for home decoration:** [Direct link](#)



---

### Name: HP Latex 700/800 Printer series - Wallcoverings

**Description:** The objective of this training is to learn how to prepare, print on and apply wallcoverings with the HP Latex 700/800 printer series.

**Duration:** 30'

**Wallcoverings:** [Direct link](#)



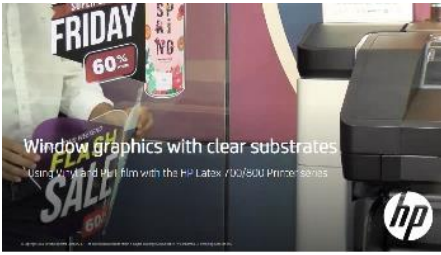
---

### Name: HP Latex 700/800 Printer series - Retail and vehicle decoration

**Description:** The objective of this training is to learn how to prepare, print on and apply retail and vehicle decoration with the HP Latex 700/800 printer series.

**Duration:** 30'

**Retail and vehicle decoration:** [Direct link](#)



**Name: HP Latex 700/800 Printer series - Window graphics for clear substrates**

**Description:** The objective of this training is to learn how to prepare, print on and apply window graphics with the HP Latex 700/800 printer series.

**Duration:** 30'

**Window graphics for clear substrates:** [Direct link](#)



**Name: HP Latex 700/800 Printer series - Stickers**

**Description:** The objective of this training is to learn how to prepare, print on and apply stickers with the HP Latex 700/800 printer series.

**Duration:** 30'

**Stickers:** [Direct link](#)



**Name: HP Latex 700/800 Printer series - Textiles for soft signage**

**Description:** The objective of this training is to learn how to prepare, print on and apply textiles with the HP Latex 700/800 printer series.

**Duration:** 30'

**Textiles for soft signage:** [Direct link](#)



**Name: HP Latex 700 W Printer series - Clean 1L ink connections**

**Description:** In this course, you will learn how to clean the 1L ink connections of the HP Latex 700 W Printer Series, as well as when to perform such maintenance.

**Duration:** 10'

**Subscription code:** HPL700WCleanInkConnectionsEN or [Direct link](#)



**Name: HP Latex 700/800 W Printer series - Text Sharpness**

**Description:** If you have an HP Latex 700/800 Printer series and you are getting text sharpness issues, if so after watching this video you'll get all the skills you need to fix it.

**HP Latex 700/800 W Printer series - Text Sharpness -** [Direct link](#)



**Name: HP Latex 700/800 W Printer series - Graininess and Coalescence**

**Description:** If you have an HP Latex 700/800 Printer series and you are getting Graininess and Coalescence issues, if so after watching this video you'll get all the skills you need to fix it.

**HP Latex 700/800 W Printer series - Graininess and Coalescence -** [Direct link](#)





**Name: HP Latex 700/800 W Printer series - Color Calibration.**

**Description:** In this video, you'll learn about the Closed Loop Color Calibration and the New Ingenium Color Software.

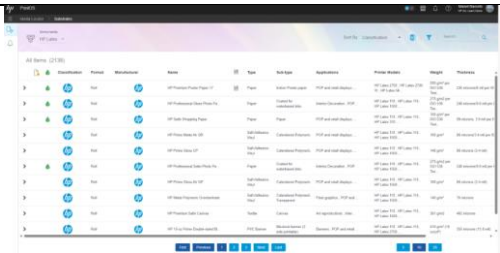
**HP Latex 700/800 W Printer series - Color Calibration - [Direct link](#)**



**Name: HP Latex 700/800 W Printer series - Securing the Core End Cap.**

**Description:** In this video, you'll learn about the Closed Loop Color Calibration and the New Ingenium Color Software.

**HP Latex 700/800 W Printer series - Securing the Core End Cap - [Direct link](#)**



**Name: HP Latex 700/800 W Printer series - The Importance of the HP Media Locator.**

**Description:** Video about The Importance of the HP Media Locator for the HP Latex 700 & 800 printer series.

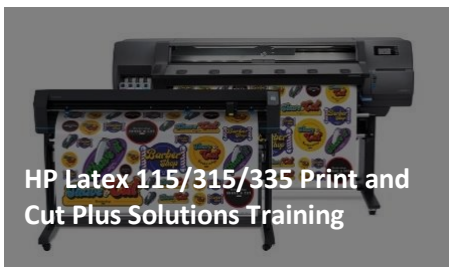
**HP Latex 700/800 W Printer series - The Importance of the HP Media Locator - [Direct link](#)**



**Name: HP Latex 700/800 W Printer series - What is Overcoat and What Does it Do.**

**Description:** Video about What is Overcoat and What Does it Do for the Latex 700 & 800 Printer Series.

**HP Latex 700/800 W Printer series - What is Overcoat and What Does it Do - [Direct link](#)**



## **Name: HP Latex 115/315/335 Print and Cut Plus Solutions Training**


**Description:** The HP Latex Print and Cut Plus training teaches you how to make the most of your Print and Cut Plus solution and helps you grow your business enabling new applications. The course gives an overview of the HP Latex Plus Cutting Solution hardware, describes the print and cut workflow, teaches you how to calibrate your cutter and provides knowledge related to troubleshooting and maintenance.

The focus of this course is the HP Latex Plus Cutter and the Print&Cut Plus Solution workflow. For detailed information on how to operate your HP Latex Printer, please refer to the HP Latex 300 Series operator trainings.

**Duration:** 90'

**HP Latex 115/315/335 Print and Cut Plus Solutions Training:**  
[Direct link](#)

---




## **Name: HP LFP Print&Cut Solutions - How to add cutting lines.**

**Description:** In this video, you'll learn How to add cutting lines with FlexiSIGN & Print.

**How to add cutting lines -** [Direct link.](#)

---




## **Name: HP LFP Print&Cut Solutions - Page nesting with Production Manager.**

**Description:** In this video, you'll learn how to make Page nesting with the Production Manager.

**Page nesting with Production Manager -** [Direct link.](#)

---

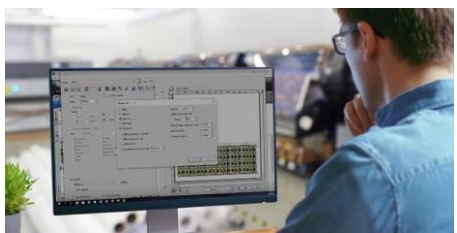


## **Name: HP LFP Print&Cut Solutions - Select cutter device & add HP Barcode.**

**Description:** In this video, you'll learn how to select a cutter device & add HP Barcode with the Production Manager

**Select cutter device & add HP Barcode -** [Direct link.](#)

---



## **Name: HP LFP Print&Cut Solutions - OPOS marks with Production Manager.**

**Description:** In this video, you'll learn how to add the OPOS marks with the Production Manager.

**OPOS marks with Production Manager -** [Direct link.](#)

---





**Name:** HP LFP Print&Cut Solutions - Specials substrates & White background.

**Description:** In this video, you'll learn how to work with special substrates and add white backgrounds with the Production Manager.

Specials substrates & White background - [Direct link](#).

---



**Name:** HP LFP Print&Cut Solutions - Types of cut.

**Description:** In this video, you'll learn how to select the suitable type of cut for your jobs with the Production Manager.

Types of cut - [Direct link](#).

---

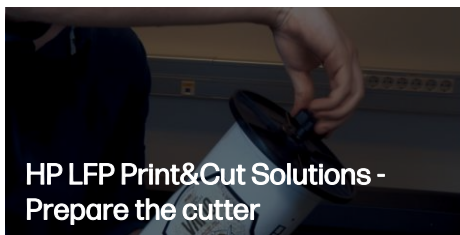


**Name:** HP LFP Print&Cut Solutions - Load of the substrate

**Description:** In this video, you'll learn How to load rolls and sheets into the HP Latex Plus Cutter.

HP LFP Print&Cut Solutions - Load of the substrate - [Direct link](#)

---

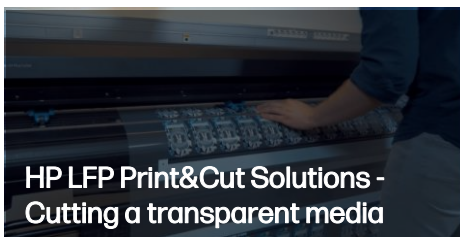


**Name:** HP LFP Print&Cut Solutions - Prepare the cutter

**Description:** In this video, you'll learn How to prepare the HP Latex Plus Cutter before cutting a job.

HP LFP Print&Cut Solutions - Prepare the cutter - [Direct link](#)

---

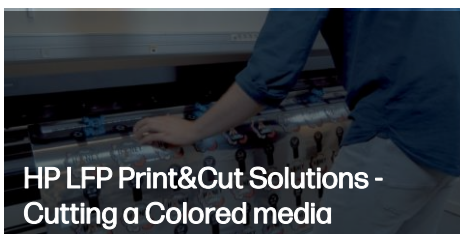


**Name:** HP LFP Print&Cut Solutions - Cutting a transparent media

**Description:** In this video, you'll learn How to cut transparent Substrates using the HP Latex Plus Cutter.

HP LFP Print&Cut Solutions - Cutting a transparent media - [Direct link](#)

---



**Name:** HP LFP Print&Cut Solutions - Cutting a Colored media

**Description:** In this video, you'll learn How to cut Colored Substrates using the HP Latex Plus Cutter.

HP LFP Print&Cut Solutions - Cutting a Colored media - [Direct link](#)

---



**Name:** HP LFP Print&Cut Solutions - Read the barcode

**Description:** In this video, you'll learn How to read the barcode onto the HP Latex Plus Cutter before cutting a job.

HP LFP Print&Cut Solutions - Read the barcode - [Direct link](#)



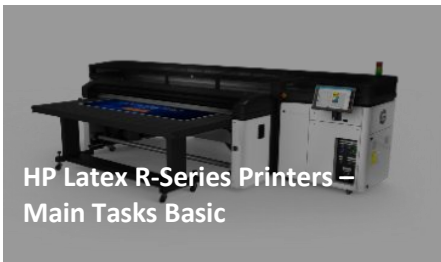
## Name: HP Latex R-Series Printers – Printer Overview

**Description:** Take a closer look at the components of the HP Latex R-series printers. This module introduces the learner to the HP Latex R-series printers, including their functionalities and accessories.

**Duration:** 10'

**HP Latex 115/315/335 Print and Cut Plus Solutions Training:**  
[Direct link](#)

---



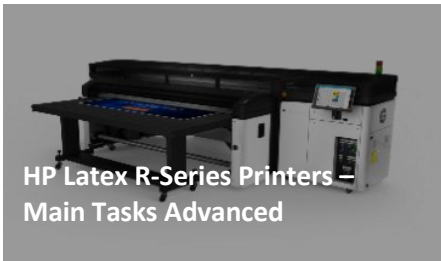
## Name: HP Latex R-Series Printers – Main Tasks Basic

**Description:** Get to know some of the basic tasks of an HP Latex R-series printer. Go through the main tasks such as loading rigid and flexible substrates (or using the roll printing kit accessory), printhead alignment, supplies replacement, etc., as well as some of the most frequent maintenance routines.

**Duration:** 1 h 15'

**Main Tasks Basic:** [Direct link](#)

---



## Name: HP Latex R-Series Printers – Main Tasks Advanced

**Description:** Get to know some of the advanced tasks of an HP Latex R-series printer. Go through the main tasks such as using the substrate edge holders kit, double-sided printing, adding a new substrate, avoiding head crashes, etc., as well as monthly cleaning maintenance routines.

**Duration:** 20'

**Main Tasks Advanced:** [Direct link](#)

---



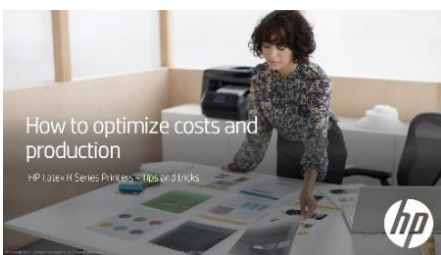
## Name: HP Latex R-Series Printers – White Ink

**Description:** One of the newest functionalities available in the HP Latex R-series printer is the ability to print white. If you want to make the most of your White Ink Kit, do not hesitate to enroll on this foundation course. You'll learn the main characteristics and print modes of white ink, its most commonly used applications, and how to handle the White Ink Kit on HP Latex R-series printers, including all the maintenance required, plus some extra tips and tricks to optimize its use.

**Duration:** 45'

**White Ink:** [Direct link](#)

---



## Name: HP Latex R-Series Printers – How to Optimize Costs and Production

**Description:** Avoid wasted time and unnecessary costs by learning some useful tips and tricks related to ink consumption and management of calibration times to boost your productivity. Direct from HP hub, we offer you the most useful tips.

**Duration:** 10'

**How to Optimize Costs and Production:** [Direct link](#)

---



---

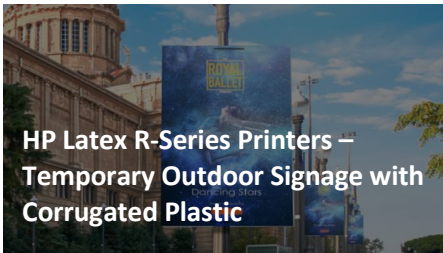
### Name: HP Latex R-Series Printers - Print Quality Troubleshooting and Substrate Preset Guide

**Description:** This module is made up of selected materials that will give customers all the tools they need to fix any IQ issues and some useful information to help them create substrate presets.

**Duration:** 1h 15'

**Print Quality Troubleshooting and Substrate Preset Guide:** [Direct link](#)

---



### Name: HP Latex R-Series Printers - Temporary Outdoor Signage with Corrugated Plastic

**Description:** In this course, we'll see how to print on corrugated plastic panels to make temporary outdoor signage. If you want to gain some useful knowledge on the material you will need, the substrate and job preparations required, how to print multiple sheets N-up, hot loading and full-bleed printing, and how to handle the material once printed, enroll on this course.

**Duration:** 40'

**Temporary Outdoor Signage with Corrugated Plastic:** [Direct link](#)

---



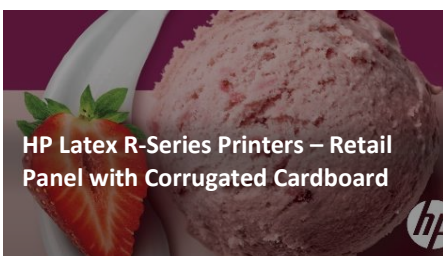
### Name: HP Latex R-Series Printers - Window Graphics with Clear Substrates

**Description:** In this course, we'll see how to print on clear substrates for a window graphics job. If you want to gain some useful knowledge on the material you will need, how to add a white layer with both SW tools and RIP, how to print using the roll printing kit, how to install and handle the final job, and much more, don't miss it!

**Duration:** 40'

**Window Graphics with Clear Substrates:** [Direct link](#)

---



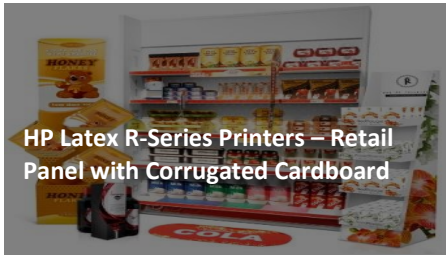
### Name: HP Latex R-Series Printers - Retail Panel with Corrugated Cardboard

**Description:** In this course, we'll see how to print on corrugated cardboard for a retail panel job. If you want to gain some useful knowledge on the material you will need, how to print double-sided, how to mount and install the substrate edge holder kit, how to handle the final job, and much more, this is your course!

**Duration:** 40'

**Retail Panel with Corrugated Cardboard:** [Direct link](#)

---

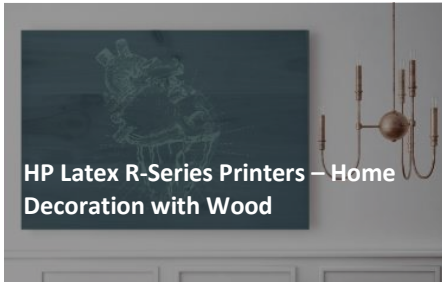


### **Name: HP Latex R-Series Printers – Free Standing Display Units with Corrugated Cardboard**

**Description:** In this course you'll learn how to create an FSDU with corrugated cardboard, including how to print on this material (learning how to use the edge holders kit and some other tips and tricks for best results), how to create the cutting job (including crease and cut lines), and how to mount the job for final result. Ready to start learning?

**Duration:** 40'

Free Standing Display Units with Corrugated Cardboard: [Direct link](#)



### **Name: HP Latex R-Series Printers – Home Decoration with Wood**

**Description:** In this course you'll learn how to print on natural wood for a home decoration job. If you want to gain some useful knowledge on the type of material you will need, how to treat natural wood, how to cut panels, some of the most common post-processing procedures, and much more, enroll in this course.

**Duration:** 40'

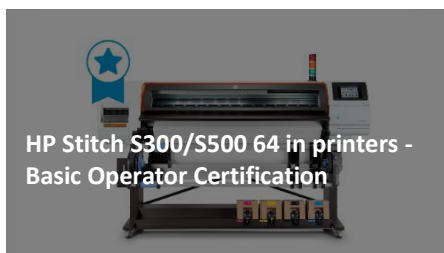
Home Decoration with Wood: [Direct link](#)

---



## HP Stitch Series Trainings

---




**Name:** HP Stitch S300/S500 64 in printers - Basic Operator Certification

**Description:** Continue learning and refresh content from the post installation training. Moreover, certify yourself as HP Stitch S300/S500 64 in printers Operator!

**Duration:** 1h

**Basic Operator Certification ENGLISH:** [Direct link](#)

---



**Name:** HP Stitch S1000 126in Printer - Basic Operator certification

**Description:** Take a closer look at the components of the HP Stitch S1000 126in Printer. This module introduces the learner to the printer, including the main tasks related to HP Stitch S1000 126in Printer.

**Duration:** 1h

**Basic Operator certification:** [Direct link](#)

---



## Name: HP DesignJet Z6 Pro/Z9+Pro 64-in Printer Series - Printer Overview.

**Description:** The HP DesignJet Z6 Pro/Z9+Pro 64-in Printer Series - Printer Overview module details the main components and features of your HP DesignJet Z6pro/Z9+ Pro Printer, such as:

- Front panel
- Accessories
- HP support assistant
- HP Virtual Agent
- HP Embedded Web Server
- HP Demo prints

HP DesignJet Z6 Pro/Z9+Pro 64-in Printer Series - Printer Overview [Direct link](#)

---



## Name: HP DesignJet Z6 Pro/Z9+Pro 64-in Printer Series - Paper Handling.

**Description:** The HP DesignJet Z6 Pro/Z9+Pro 64-in Printer Series training - Paper Handling module provides the user with the knowledge and skills required to:

- Load a roll in the printer
- Use the multi-function roll accessory
- Use the HP Media Locator
- The paper presets Management
- Send a job to print

HP DesignJet Z6 Pro/Z9+Pro 64-in Printer Series - Paper Handling [Direct link](#)

---



## Name: HP DesignJet Z6 Pro/Z9+Pro 64-in Printer Series - Job Queue Management.

**Description:** At the end of this module, the printer user will gain the knowledge and skills to:

- Manage the Job Queue options from the Front Panel and the Embedded Webserver
- Solve output mismatches
- Set default printing preferences
- Job deletion
- Prioritize a job in the queue

HP DesignJet Z6 Pro/Z9+Pro 64-in Printer Series - Job Queue Management [Direct link](#)

---



### Name: HP DesignJet Z6 Pro/Z9+Pro 64-in Printer Series – Ink System.

**Description:** In this module, you will take a look at the main ink system components of the HP DesignJet Z6pro/Z9+ Pro Printer series, such as:

- Eco-Carton ink cartridges maintain and replace
- Printheads
- Gloss Enhancer
- Maintain cartridge

HP DesignJet Z6 Pro/Z9+Pro 64-in Printer Series – Ink System [Direct link](#)

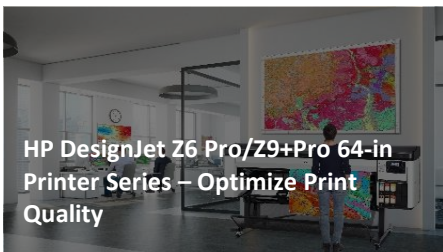


### Name: HP DesignJet Z6 Pro/Z9+Pro 64-in Printer Series – HP Control Print.

**Description:** This module introduces you to HP Control Print and how it can help you to fix the most common image quality issues, such as:

- Banding
- Grain and coalescence
- Area fill quality
- Paper advanced

HP DesignJet Z6 Pro/Z9+Pro 64-in Printer Series – HP Control print [Direct link](#)



### Name: HP DesignJet Z6 Pro/Z9+Pro 64-in Printer Series – Optimize Print Quality.

**Description:** In this module, you'll learn how to optimize the print quality of your printer, by running the following calibrations:

- Printhead cleaning
- Automatic printhead alignment
- Paper-advance Calibration
- Full Calibration

HP DesignJet Z6 Pro/Z9+Pro 64-in Printer Series – Optimize Print Quality [Direct link](#)



### Name: HP DesignJet Z6 Pro/Z9+Pro 64-in Printer Series – Replace a printhead and clean connections.

**Description:** In this module, you'll learn how to replace a printhead and clean the connections of your printer.

HP DesignJet Z6 Pro/Z9+Pro 64-in Printer Series – Replace a printhead and clean connections [Direct link](#)



### Name: HP DesignJet Z6 Pro/Z9+Pro 64-in Printer Series – Replace the Maintenance Cartridge.

**Description:** In this module, you'll learn how to replace the maintenance cartridge from your printer.

HP DesignJet Z6 Pro/Z9+Pro 64-in Printer Series – Replace the Maintenance Cartridge module [Direct link](#)



### Name: HP DesignJet Z6 Pro/Z9+Pro 64-in Printer Series – User maintenances.

**Description:** In this module, you'll learn how to run periodic user maintenance, such as:

- Clean and lubricate the carriage rod
- Clean the encoder strip
- Clean the platen

HP DesignJet Z6 Pro/Z9+Pro 64-in Printer Series – User Maintenances [Direct link](#)



### Name: HP DesignJet Z6 Pro/Z9+Pro 64-in Printer Series – Color management essentials

**Description:** In this module, you will have a look at how to perform color calibration on the HP DesignJet Z6 Pro and Z9+ Pro 64-inch Printer Series from:

- The Front Panel
- The Embedded Webserver

HP DesignJet Z6 Pro/Z9+Pro 64-in Printer Series – Color management essentials [Direct link](#)



### Name: HP DesignJet Z6 Pro/Z9+Pro 64-in Printer Series – Color Profiling

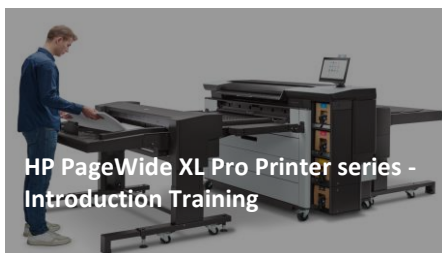
**Description:** In this module, you will have a look at how to create and manage a color profile on your HP DesignJet Z6 Pro and Z9+ Pro 64-inch Printer Series.

HP DesignJet Z6 Pro/Z9+Pro 64-in Printer Series – Color Profiling [Direct link](#)



## HP PageWide Pro XL Printer series

---



### Name: HP PageWide XL Pro Printer series - Introduction Training

**Description:** This course introduces you to the main features of your HP PageWide XL Pro Printer series:

HP PageWide XL Pro 10000 - Introduction Training [Direct link](#)

HP PageWide XL Pro 5200/8200 MFP - Introduction Training [Direct link](#)



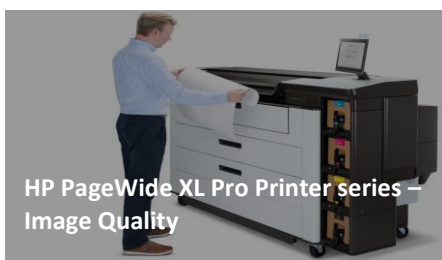
### Name: HP PageWide XL Pro Printer series - Main tasks

**Description:** In this course, you will learn the main tasks that you need to know to use your PageWide XL Pro Printer.

- How to load and print on rolls and sheets
- How to replace supplies

HP PageWide XL Pro 10000 - Main tasks [Direct link](#)

HP PageWide XL Pro 5200/8200 MFP - Main tasks [Direct link](#)



### Name: HP PageWide XL Pro Printer series - Image Quality

**Description:** The HP PageWide XL Pro printer series - image quality Advanced training will help you to:

- Optimize print quality.
- Print and understand a diagnostic plot.
- Printer calibrations.
- Paper profiles and print modes

HP PageWide XL Pro 10000 - Image Quality [Direct link](#)

HP PageWide XL Pro 5200/8200 MFP - Image Quality [Direct link](#)



### Name: HP PageWide XL Pro Printer series - Cost and production optimization

- **Description:** In this training, you will take a look at Cost and production optimization and how can helps you to optimize your production.
- How HP SmartStream can help you optimize your production
- How to decide which print mode should be used in each situation and maximize ink efficiency
- How Adobe PDF Print Engine works
- How to control your productivity with HP PrintBeat
- How to use SmartTracker

HP PageWide XL Pro 10000 - Cost and production optimization [Direct link](#)

HP PageWide XL Pro 5200/8200 MFP - Cost and production optimization [Direct link](#)



---

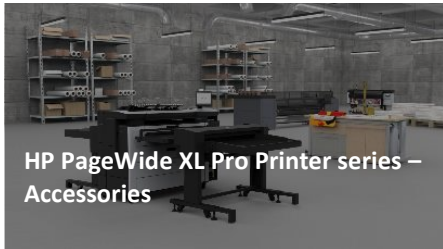
## Name: HP PageWide XL Pro Printer series – SmartStream

**Description:** In this training, you will learn about the HP SmartStream Software and how can helps you to improve your workflow.

- An introduction to HP SmartStream
- Learn about the basic tasks and advantages of HP SmartStream
- Learn about HP SmartStream Pro tools
- Expand your capabilities with the optional modules

HP PageWide XL Pro Printer series – SmartStream [Direct link](#)

---



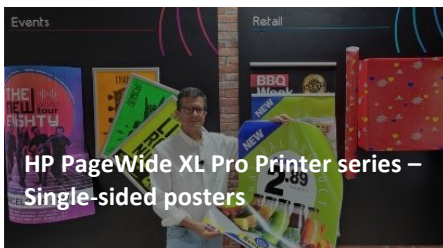
## Name: HP PageWide XL Pro Printer series – Accessories

**Description:** The objective of this training is to learn about the new accessories for the HP PageWide XL Pro Printer series.

- Learn which accessories are compatible with the HP PageWide XL Pro printer series.
- How to connect, use and print with the input accessories.
- An overview about how to use Stacking options such as HP PageWide XL Pro Top Stacker and HP PageWide XL Pro Stacker.
- Others output accessories: Folders, Basket, output support folded.
- Take a look at the third party accessories

HP PageWide XL Pro Printer series – Accessories - [Direct link](#)

---



## Name: HP PageWide XL Pro Printer series – Single-sided posters

**Description:** The objective of this training is to learn how to prepare and print single-sided posters with the HP PageWide XL Pro Printers series.

- Introducing poster printing using the HP PageWide XL Pro Printers.
- What do you need before start printing.
- Learn some good substrate preparation practices that help to improve print job quality.
- How to prepare a job using HP SmartStream or RIPs.
- How to print one-sided posters on cut-sheet using the HP PageWide XL Pro Sheet Feeder.
- Find some suggested applications.

HP PageWide XL Pro Printer series – Single-sided posters - [Direct link](#)

---



---

## Name: HP PageWide XL Pro Printer series – Double-Sided Applications

**Description:** The objective of this training is to learn how to prepare and print double-sided posters using the HP PageWide XL Pro Printers series.

- Introduce Dual-sided poster printing on Cut Sheets, Boards, and Cardstock using the HP PageWide XL Pro Printers.
- What do you need before start printing.
- A deep diving into the end-to-end workflow such as preparing, loading, printing and collecting the job.
- Find some suggested applications.

HP PageWide XL Pro Printer series – How to print Double-sided Applications – [Direct link](#)

---



## Name: HP PageWide XL Pro Printer series – How to print single-sided Rigid Boards

**Description:** The objective of this training is to learn how to prepare and print single-sided posters with the HP PageWide XL Pro Printers series.

- Introduce poster printing on Boards and Cardstock using the HP PageWide XL Pro Printers.
- What do you need before start printing.
- Understand the composition of the boards and the impact that each attribute has on the compatibility with the HP PageWide XL Pro printers.
- How to load and print through the input tray or with the Pro Sheet Feeder.
- How to collect the boards and the cardstock.
- Find some suggested applications.

HP PageWide XL Pro Printer series – How to print single-sided Rigid Boards – [Direct link](#)

---



## Name: HP Control Print

**Description:** In this course, you will get knowledge and skills about the basic checks you need to perform to prevent and fix print-quality issues that may occur with your HP Latex 2700/2700 W Printer Series.

HP Control Print - [Direct link](#)

---




## Name: HP Ecosolutions Training for HP Latex Printers (HP Latex 2700/2700 W Printers)

**Description:** Over this course, we will help you understand HP's sustainable commitment and the principle of HP Latex Ink technology. Additionally, you will learn about the sustainable features of HP Latex Printers and how it is designed for operator safety, for the end-users, and with the environment in mind.

HP Ecosolutions Training for HP Latex Printers (HP Latex 2700/2700 W Printers) - [Direct link](#)

---

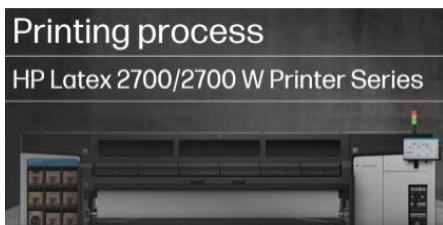


## Name: HP Latex 2700/2700 W Printer Series - Printer Overview

**Description:** In this course, you'll learn all the main parts and features of your HP Latex 2700/2700 W Printer.

HP Latex 2700/2700 W Printer Series - Printer Overview - [Direct link](#)

---



## Name: HP Latex 2700/2700 W Printer Series - Printing process

**Description:** In this course, we will guide you through the printing process of your HP Latex 2700/2700 W Printer.

HP Latex 2700/2700 W Printer Series - Printing process - [Direct link](#)

---



## Name: HP Latex 2700/2700 W Printer Series - Aligning the Printheads

**Description:** In this course, you will learn how to align the printheads of your HP Latex 2700 and 2700 W Printer series.

HP Latex 2700/2700 W Printer Series - Aligning the Printheads - [Direct link](#)

---



## Name: HP Latex 2700/2700 W Printer Series - HP Latex Knowledge Center

**Description:** In this course, we will take a look at the HP Latex Knowledge Center of the HP Latex 2700/2700 W Printer Series.

HP Latex 2700/2700 W Printer Series - HP Latex Knowledge Center - [Direct link](#)

---





---

**Name: HP Latex 2700/2700 W Printer Series - Replacing printer Consumables**

**Description:** In this course, we will learn how to replace the supplies of the HP Latex 2700/2700 W Printer Series.

HP Latex 2700/2700 W Printer Series - Replacing printer Consumables - [Direct link](#)



---

**Name: HP Latex 2700/2700 W Printer Series - Periodic maintenance**

**Description:** In this course, we will learn about Periodic maintenance for your HP Latex 2700/2700 W Printer Series.

HP Latex 2700/2700 W Printer Series - Periodic maintenance - [Direct link](#)



---

**Name: HP Latex 2700/2700 W Printer Series - Accessories**

**Description:** In this course, you'll learn about accessories available for your HP Latex 2700/2700 W Printer.

HP Latex 2700/2700 W Printer Series - Accessories - [Direct link](#)



---

**Name: HP Latex 2700/2700 W Printer Series - Adding a new substrate**

**Description:** In this course, you will learn how to add a new substrate and customize it as your workflow requires. Make the most of the qualities of your HP Latex 2700/2700 W Printer Series.

HP Latex 2700/2700 W Printer Series - Adding a new substrate - [Direct link](#)



---

**Name: HP Latex 2700/2700 W Printer Series - Checking the status of the printheads**

**Description:** In this course, you will learn how to check the status of the printheads on your HP Latex 2700/2700 W Printer Series.

HP Latex 2700/2700 W Printer Series - Checking the status of the printheads - [Direct link](#)



---

**Name: HP Latex 2700/2700 W Printer Series - Basic concepts of Color Consistency**

**Description:** In this course, you will take a look at the basic concepts of Color Consistency and you will understand how you can improve your print jobs to get the best results in each one.

HP Latex 2700/2700 W Printer Series - Basic concepts of Color Consistency - [Direct link](#)



---

## White ink overview

HP Latex 2700 W Printers



### Name: HP Latex 2700 W Printer Series - White ink overview

**Description:** In this course we'll take a general look at white ink in HP Latex 2700 White Printers.

HP Latex 2700 W Printer Series - White ink overview - [Direct link](#)

---

## How to install a white ink printhead

HP Latex 2700 W Printer



### Name: HP Latex 2700 W Printer Series - How to install the white ink printhead

**Description:** In this course, will learn how to install the white ink printhead using the new movable slot system of your HP Latex 2700 W printer.

HP Latex 2700 W Printer Series - How to install the white ink printhead - [Direct link](#)

---

## Installing substrate edge holders

HP Latex 2700 / 2700 W Printer Series



### Name: HP Latex 2700/2700 W Printer Series - Installing substrate edge holders

**Description:** In this course, you will learn how to Install substrate edge holders on your HP Latex 2700/2700 W Printer Series.

HP Latex 2700/2700 W Printer Series - Installing substrate edge holders - [Direct link](#)

---

## Monthly cleaning maintenance routines

HP Latex 2700/2700 W Printer Series



### Name: HP Latex 2700/2700 W Printer Series - Monthly cleaning maintenance routines

**Description:** In this course, we will take a look at monthly cleaning maintenance routines on your HP Latex 2700/2700 W Printer Series.

HP Latex 2700/2700 W Printer Series - Monthly cleaning maintenance routines - [Direct link](#)

---

## How to get color consistency

HP Latex 2700 / 2700 W Printer series



### Name: HP Latex 2700/2700 W Printer Series - How to get color consistency

**Description:** This course brings you the skills needed to be able to run the color calibration on your HP Latex 2700 Printer Series and get the color consistency between your printed jobs.

HP Latex 2700/2700 W Printer Series - How to get color consistency - [Direct link](#)

---

## Color consistency between printers

HP Latex 2700 / 2700 W Printer series



### Name: HP Latex 2700/2700 W Printer Series - Color consistency between printers

**Description:** This course brings you the skills needed to be able to run the color calibration on your HP Latex 2700 Printer Series and get the color consistency between your printed jobs.

HP Latex 2700/2700 W Printer Series - Color consistency between printers - [Direct link](#)

---



---

**Name: HP Latex 2700/2700 W Printer Series - Color consistency throughout the job**

**Description:** In this course, you will learn to ensure color consistency throughout the whole print job using your HP Latex 2700/2700 W Printer Series.

HP Latex 2700/2700 W Printer Series - Color consistency throughout the job - [Direct link](#)

---



**Name: HP Latex 2700/2700 W Printer Series - Key color consistency takeaways**

**Description:** In this course, we'll do a summarize ever we have learned about Color Consistency for your HP Latex 2700/2700 W printer series.

HP Latex 2700/2700 W Printer Series - Key color consistency takeaways - [Direct link](#)

---



**Name: HP Latex 2700 W Printer Series - White ink modes**

**Description:** In this course, we'll take a deep dive into all the available possibilities for printing white jobs.

HP Latex 2700 W Printer Series - White ink modes - [Direct link](#)

---



**Name: HP Latex 2700 W Printer Series - White ink maintenance tasks**

**Description:** In this course we'll take a deep dive into the maintenance tasks.

HP Latex 2700 W Printer Series - White ink maintenance tasks - [Direct link](#)

---

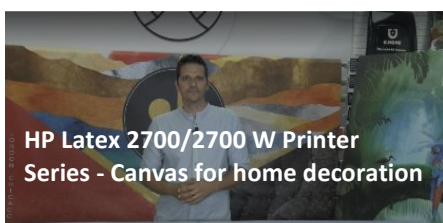


**Name: HP Latex 2700/2700 W Printer Series - How to print a double-sided storyboard**

**Description:** This video will teach you all steps of how to print a double-sided image end-to-end with your HP Latex 2700 Printer series.

HP Latex 2700/2700 W Printer Series - How to print a double-sided storyboard - [Direct link](#)

---



**Name: HP Latex 2700/2700 W Printer Series - Canvas for home decoration**

**Description:** The objective of this training is to learn how to prepare, print on and apply Canvas with the HP Latex 2700/2700 W printer series.

HP Latex 2700/2700 W Printer Series - Canvas for home decoration - [Direct link](#)

---



**Name: HP Latex 2700/2700 W Printer Series - Wallcovering applications**

**Description:** The objective of this training is to learn how to prepare, print on and apply Wallcovering applications with the HP Latex 2700/2700 W printer series.

HP Latex 2700/2700 W Printer Series - Wallcovering applications - [Direct link](#)

---



**Name: HP Latex 2700/2700 W Printer Series - Retail decoration with SAV**

**Description:** The objective of this training is to learn how to prepare, print on and apply Retail decoration with SAV using the HP Latex 2700/2700 W printer series.

HP Latex 2700/2700 W Printer Series - Retail decoration with SAV - [Direct link](#)

---

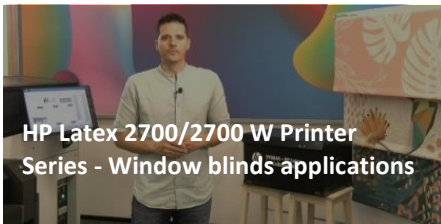


**Name: HP Latex 2700/2700 W Printer Series - Window graphics for clear substrates**

**Description:** The objective of this training is to learn how to prepare, print on and apply Window graphics for clear substrates using the HP Latex 2700/2700 W printer series.

HP Latex 2700/2700 W Printer Series - Window graphics for clear substrates - [Direct link](#)

---



**Name: HP Latex 2700/2700 W Printer Series - Window blinds applications**

**Description:** The objective of this training is to learn how to prepare, print on and apply Window blinds applications using the HP Latex 2700/2700 W printer series.

HP Latex 2700/2700 W Printer Series - Window blinds applications - [Direct link](#)

---



## HP Latex 630 Printer series

---



**Name:** HP Latex 630 Printer series - Printer Overview.

**Description:** In this video, we'll introduce you to the main features of the HP Latex 630 Printer series.

Printer Overview - [Direct link](#)

---



**Name:** HP Latex 630 Printer series - How to load a Substrate into the printer.

**Description:** In this video, you'll learn how to load a substrate into your HP Latex 630 printer in both assisted and manual mode.

How to load a Substrate into the printer - [Direct link](#)

---



**Name:** HP Latex 630 Printer series - Use of Edge Holders.

**Description:** In this video, you'll learn how to install and use the substrate edge holders.

Use of Edge Holders - [Direct link](#)

---

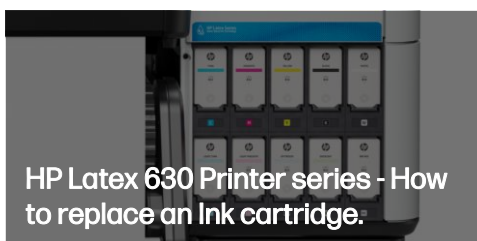


**Name:** HP Latex 630 Printer series - Use the take up reel.

**Description:** In this video, you'll learn how to attach the substrate to the take-up reel.

Use the take up reel - [Direct link](#)

---

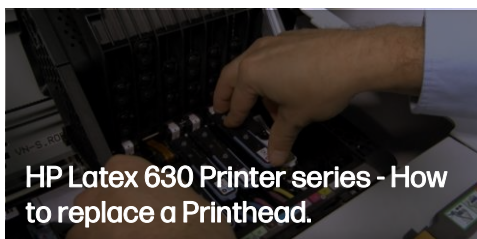


**Name:** HP Latex 630 Printer series - How to replace an Ink cartridge.

**Description:** In this video, you'll learn how to replace an ink cartridge in your HP Latex 630 printer.

How to replace an Ink cartridge - [Direct link](#)

---



**Name:** HP Latex 630 Printer series - How to replace a Printhead.

**Description:** In this video, you'll learn how to replace a printhead in your HP Latex 630 printer.

How to replace a printhead - [Direct link](#)

---



**Name: HP Latex 630 W Printer - How to replace the white ink Printhead.**

**Description:** In this video, you'll learn how to replace the White ink Printhead in your HP Latex 630 W printer.

**How to replace the white ink printhead - [Direct link](#)**



**Name: HP Latex 630 Printer series - How to replace the Maintenance Cartridge.**

**Description:** In this video, you'll learn how to replace the Maintenance Cartridge in your HP Latex 630 printer.

**How to replace the Maintenance Cartridge - [Direct link](#)**



**Name: HP Latex 630 Printer series - Printhead Alignment.**

**Description:** In this video, you'll learn how to run the Printhead Alignment in your HP Latex 630 printer.

**Printhead Alignment - [Direct link](#)**



**Name: HP Latex 630 Printer series - How to run the Substrate advance calibration.**

**Description:** In this video, you'll learn How to run the Substrate advance calibration in your HP Latex 630 printer.

**Substrate advance calibration - [Direct link](#)**



**Name: HP Latex 630 Printer series - How to run the Color-Calibration.**

**Description:** In this video, you'll learn How to run the Color-Calibration in your HP Latex 630 printer.

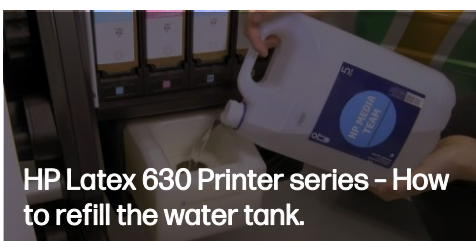
**How to run the Color-Calibration - [Direct link](#)**



**Name: HP Latex 630 Printer series - How to check the nozzles' status.**

**Description:** In this video, you'll learn How to check the nozzles' status in your HP Latex 630 printer.

**How to check the nozzles' status - [Direct link](#)**



**Name: HP Latex 630 W Printer - How to refill the water tank.**

**Description:** In this video, you'll learn How to refill the water tank in your HP Latex 630 printer.

**How to refill the water tank - [Direct link](#)**

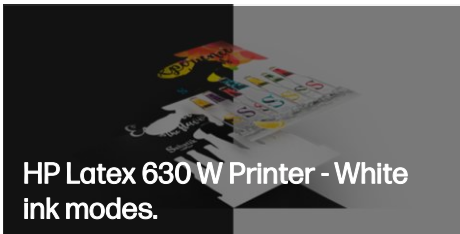




**Name:** HP Latex 630 W Printer - White ink overview.

**Description:** In this video, you'll take a look at the white ink.

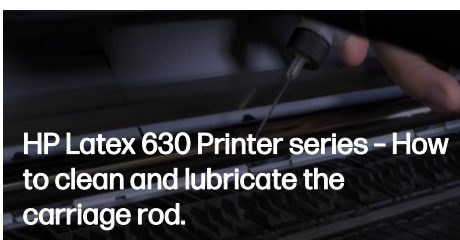
**White ink overview** - [Direct link](#)



**Name:** HP Latex 630 W Printer - White ink modes.

**Description:** In this video, you'll learn about the white ink print modes available for your HP Latex printer.

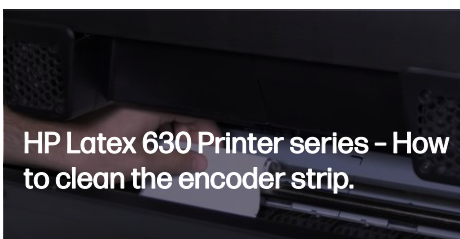
**White ink overview** - [Direct link](#)



**Name:** HP Latex 630 Printer series - How to clean and lubricate the carriage rod.

**Description:** In this video, you'll learn how to clean and lubricate the carriage rod of your HP Latex 630 Printer.

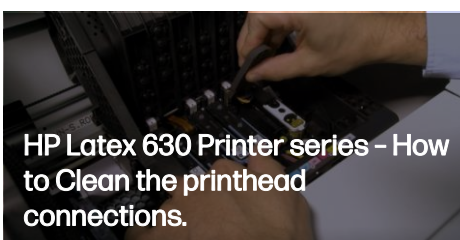
**Clean and lubricate the carriage rod** - [Direct link](#)



**Name:** HP Latex 630 Printer series - How to clean the encoder strip.

**Description:** In this video, you'll learn how to clean the encoder strip of your HP Latex 630 Printer.

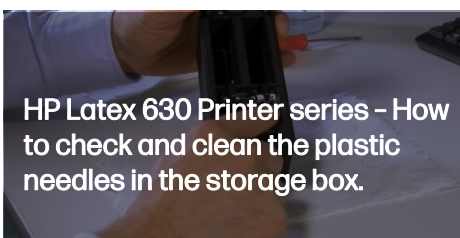
**How to clean the encoder strip** - [Direct link](#)



**Name:** HP Latex 630 Printer series - How to clean the printhead connections.

**Description:** In this video, you'll learn how to clean the printhead connections of your HP Latex 630 Printer.

**Clean the printhead connections** - [Direct link](#)



**Name:** HP Latex 630 W Printer - How to check and clean the plastic needles in the storage box.

**Description:** In this video, you'll learn how to check and clean the plastic needles in the storage box of your HP Latex 630 W Printer.

**How to check and clean the plastic needles in the storage box** - [Direct link](#)



**Name:** HP Latex 630 Printer series - Print platen cleaning.

**Description:** In this video, you'll learn how to clean the print platen of your HP Latex 630 Printer series.

**Print platen cleaning** - [Direct link](#)



**Name:** HP Latex 630 W Printer - How to replace the Ink mix container.

**Description:** In this video, you'll learn How to replace the Ink mix container of your HP Latex 630 W Printer.

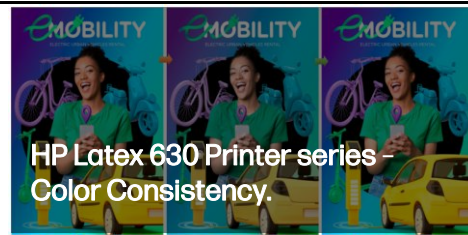
How to replace the Ink mix container - [Direct link](#)



**Name:** HP Latex 630 W Printer - Clean the white ink connections.

**Description:** In this video, you'll learn How to Clean the white ink connections of your HP Latex 630 W Printer.

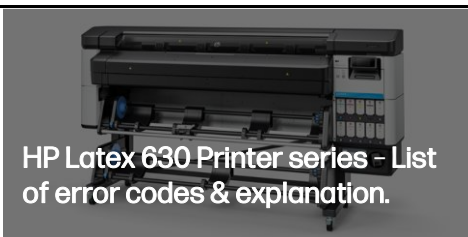
Clean the white ink connections - [Direct link](#)



**Name:** HP Latex 630 Printer series - Color Consistency.

**Description:** In this video, you'll learn how to ensure Color Consistency in all the jobs printed with your HP Latex printer.

Color Consistency - [Direct link](#)



**Name:** HP Latex 630 Printer Series - List of error codes & explanation.

**Description:** We've prepared a list of the most common System Error that will help you to identify the root of the issue and how to fix it.

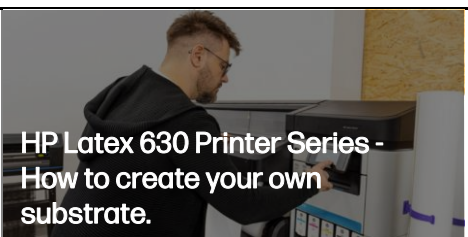
List of error codes & explanation - [Direct link](#)



**Name:** HP Latex 630 Printer Series - Control Panel Overview.

**Description:** Welcome, we created this video to introduce you to the Control panel main features of the HP Latex 630 Printer series.

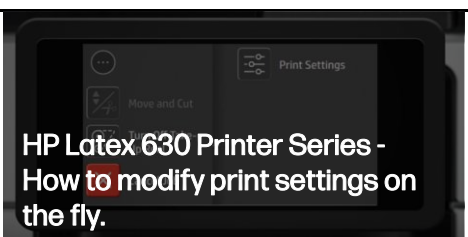
Control Panel Overview - [Direct link](#)



**Name:** HP Latex 630 Printer Series - How to create your own substrate.

**Description:** Welcome, we created this video to show you the process of creating your own substrate and how to customize a print mode with your HP Latex 630 Printer series.

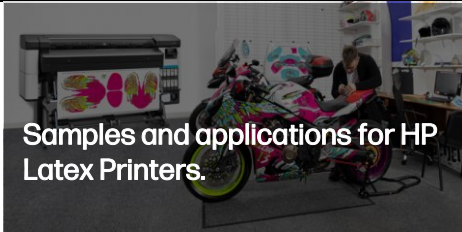
How to create your own substrate - [Direct link](#)



**Name:** HP Latex 630 Printer Series - How to modify print settings on the fly.

**Description:** Welcome, we've created this video to show you how to modify the print settings on the fly with your HP Latex 630 Printer series.

How to modify print settings on the fly - [Direct link](#)



**Name: Samples and applications for HP Latex Printers.**

**Description:** Discover the possibilities of the HP Latex 630, 700 & 800 Printers series: see some samples and their corresponding applications so that you can get inspiration to grow your business.

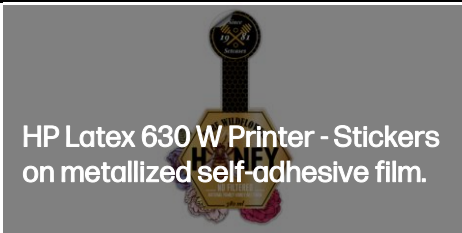
Samples and applications for HP Latex Printers - [Direct link](#)



**Name: HP Latex 630 W Printer - Window graphics with just white ink.**

**Description:** Create window graphics using just HP Latex white ink on transparent self-adhesive vinyl, including their design, printing, and installation.

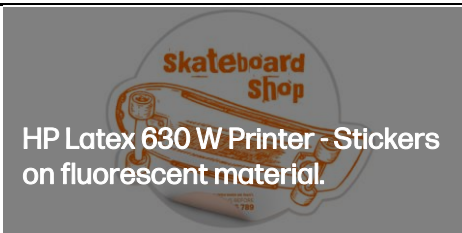
Window graphics with just white ink - [Direct link](#)



**Name: HP Latex 630 W Printer - Stickers on metallized self-adhesive film.**

**Description:** Learn how to produce stickers on metallized films, printing in "white under flood mode" including their design in layers, their printing, and their contour cutting.

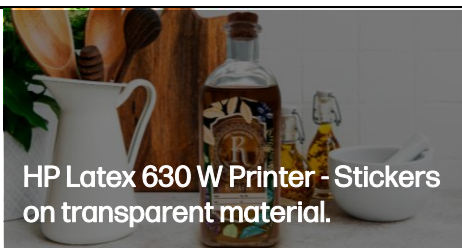
Stickers on metallized self-adhesive film - [Direct link](#)



**Name: HP Latex 630 W Printer - Stickers on fluorescent material.**

**Description:** Learn how to create eye-catching stickers on fluorescent self-adhesive vinyl using white ink, including their design, printing, and contour cutting.

Stickers on fluorescent material - [Direct link](#)



**Name: HP Latex 630 W Printer - Stickers on transparent material.**

**Description:** Learn how to create stickers on transparent material with "white underflood" mode, including their design in layers, their printing and their contour cutting.

Stickers on transparent material - [Direct link](#)



**Name: HP Latex 630 Printer series - Produce stickers on self-adhesive paper.**

**Description:** Learn how to create stickers with just HP Latex colored inks on self-adhesive paper, including their design, printing, and contour cutting.

Produce stickers on self-adhesive paper - [Direct link](#)

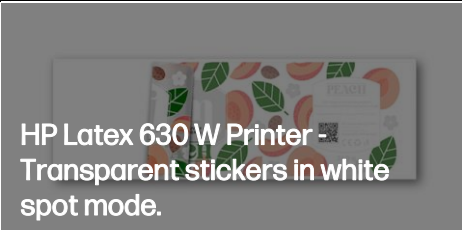


**Name: HP Latex 630 W Printer - Transparent stickers in white overflow mode.**

**Description:** Learn how to create stickers on transparent, easy-to-install self-adhesive vinyl, printing in "white under-flood mode" and including their design in layers, their printing, their contour cutting, and their installation inside the window.

Transparent stickers in white overflow mode - [Direct link](#)





HP Latex 630 W Printer -  
Transparent stickers in white  
spot mode.

**Name:** HP Latex 630 W Printer - Transparent stickers in white spot mode.

**Description:** Learn how to create stickers on transparent material with color and white ink in “spot white” mode, including their design in layers, their printing with an HP Latex 630 W Printer, and their cutting with a contour cutter.

Transparent stickers in white spot mode - [Direct link](#)



HP Latex 630 Printer series -  
Produce customized textile bags.

**Name:** HP Latex 630 Printer series - Produce customized textile bags.

**Description:** Learn how to produce customized textile bags with an image printed on a transfer material, contour cut, and transferred with a hot press.

Produce customized textile bags - [Direct link](#)



HP Latex 630 Printer series -  
Produce indoor floor graphic.

**Name:** HP Latex 630 Printer series - Produce indoor floor graphic.

**Description:** Learn how to produce indoor floor graphics, including their design in layers, their printing, and their contour cutting.

Produce indoor floor graphic - [Direct link](#)



HP Latex 630 Printer series -  
Contour-cut indoor magnets.

**Name:** HP Latex 630 Printer series - Contour-cut indoor magnets.

**Description:** Learn how to produce contour-cut indoor magnets, including their design in layers, their printing, and their contour-cutting.

Contour-cut indoor magnets - [Direct link](#)



HP Latex 630 Printer series -  
Laminated stickers with color  
inks.

**Name:** HP Latex 630 Printer series - Laminated stickers with color inks.

**Description:** Learn how to create laminated stickers with just HP Latex colored inks on self-adhesive vinyl, including their design, printing, lamination, and contour cutting.

Laminated stickers with color inks - [Direct link](#)




HP LFP - Applications with the HP  
Latex 630 Printer series

**Name:** HP LFP - Applications with the HP Latex 630 Printer series

**Description:** Discover all types of applications done at Peacock Imagink with the new HP Latex 630 Printer series, ranging from wallcoverings and posters and including window graphics, canvases, floor graphics, stickers, backlights and many more!”

HP LFP - Applications with the HP Latex 630 Printer series - [Direct link](#)



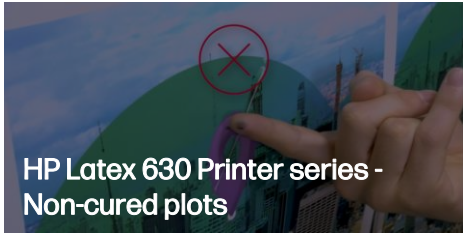
HP Latex 630 Printer series -  
How to solve a paper jam

**Name:** HP Latex 630 Printer series - How to solve a paper jam

**Description:** In this video, you'll learn how to solve a paper jam into the HP Latex 630 Printer series.

HP Latex 630 Printer series - How to solve a paper jam - [Direct link](#)





**Name: HP Latex 630 Printer series - Non-cured plots**

**Description:** In this video, you'll learn how to troubleshoot non-cured plots in the HP Latex 630 Printer series.

HP Latex 630 Printer series - Non-cured plots - [Direct link](#)