

HP Large Format End User Trainings



Here are the courses and trainings we have created for end customers in recent months. All of them are accessible through PrintOS Learn App in few simple steps:

1. Sign in to your PrintOS account: <http://www.printos.com>
2. Access Learn from the App Switcher (left menu)
3. Start learning and increasing your knowledge!


Important: To access some of the courses on the list, you must have the printer for which the course was developed installed in your PrintOS account.

If you do not have an account in PrintOS yet, contact your support representative to be invited to create your organization.

Contents

HP Large Format End User Trainings.....	1
General	3
Software, RIPs and Solutions	15
HP Latex 300 & 500 Printer Series Trainings	18
HP Latex 700 & 800 Printer Series Trainings	19
HP Cutting Solutions	23
HP Latex R Series Trainings	26
HP Stitch Series Trainings	29
HP DesignJet Z6 Pro and Z9+ Pro	30
HP PageWide Pro XL Printer series	33
HP Latex 2700 Printer series	36
HP Latex 630 Printer series	41
HP Latex FS50/FS60 W Printer series	48
HP Latex R530 Printer	50
HP Latex 730/830 Printer series	56

General



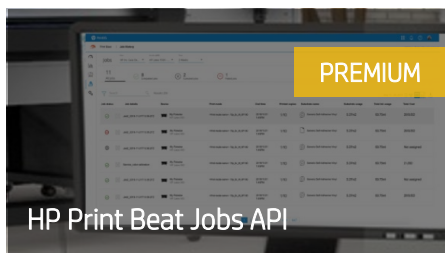
| PREMIUM

Name: Discover how PrintOS can help your business (Webcast)

Webcast: [Direct link](#)

Description: In this video we share some of how PrintOS and its suite of applications can help print service providers optimize the way they work. Whether it's by monitoring status and job queues, remotely installing profiles, or accessing an extensive video catalogue, PrintOS allows you to get the most out of your printers.

Duration: 30'



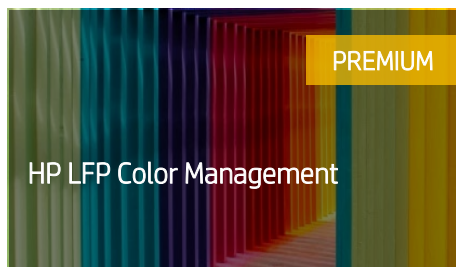
| PREMIUM

Name: HP Print Beat Jobs API

[Direct link](#)

Description: Learn how to transfer your printer data to your ERP / MIS system.

HP Print Beat Jobs API - [Direct link](#)



| PREMIUM

Name: HP LFP Color Management

Description: This Learning Plan offers the customer the chance to learn the basic concepts of color management as an introductory step.

Contents:

- HP LFP Color Management Introduction Training
- HP Latex- Color Calibration and Consistency - Webcast replay
- HP Latex Color Management Advanced Training

HP LFP Color Management - [Direct link](#)



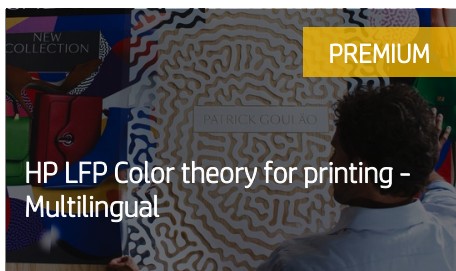
| PREMIUM

Name: HP LFP Color measurement – Multilingual.

Description: An introduction to color measurement, from the initial basics of light measurement to specific applications used in the print industry for color measurement, including spectrophotometer description and details, comparison between devices, and a final hands-on guide on how to measure a color chart for ICC profiling.

- HP LFP - Measuring light
- HP LFP - Measurement devices
- HP LFP - Spectrophotometers
- HP LFP - Spectrophotometers in print industry
- HP LFP - Color standards
- HP LFP - Thermochromism
- HP LFP - Color measurement with HP Latex 800 Hands-on
- HP LFP - Color measurement with i1i0 and i1 Profiler Hands-on

HP LFP Color measurement - [Direct link](#)



| PREMIUM

Name: HP LFP Color theory for printing – Multilingual

Description: Color is one of the key properties of print that PSPs need to deliver reliably and efficiently. It's a complex topic because of how we humans see the world around us and because these experiences depend on many factors.

Contents:

- What are colors?
- Basic color theory.
- The complexity of color perception.
- How are printed colors made?
- The color properties of inks and substrates.
- How are printed colors controlled?

HP LFP Color theory for printing – Multilingual [Direct link](#)



| PREMIUM

Name: HP LFP Sustainability in Print & Retail - Multilingual

Description: By completing this Sustainability in Print & Retail course, PSPs will have a greater understanding of the sustainable perceptions and how these can affect the way we view if a product or service is truly sustainable, why sustainability matters and the key reasons why it matters and a look at the key sustainability trends in design, materials& displays which have been emerging from the World's No1 Retail Trade Fair, Euroshop 2023.

Contents:

- Let's think about sustainability and sustainable perceptions.
- The 9 key reasons why sustainability matters.
- Sustainability trends at Euroshop 2023.
- Greenwashing - How to communicate sustainability.
- Sustainable Materials - Choosing the right materials
- New sustainability stakeholders
- Understanding Sustainability - Legislation, Logos and Accreditations
- HP LFP - The pricing 'Trilemma' - The cost of sustainability
- HP LFP - Inspiring examples of sustainability in retail
- HP LFP - Circular Design Thinking
- HP LFP - RFPs - How to maximize your sustainability responses

HP LFP Sustainability in Print & Retail - Multilingual

[Direct link](#)




| PREMIUM

Name: HP Latex 630 Printer Series - HP Pixel Control fundamentals.

Description: In this video, you will learn about the fundamentals of HP Pixel Control, the world's first truly digital imaging pipeline, which delivers new levels of print performance by directly controlling the contents of every printed pixel.

HP Pixel Control fundamentals - [Direct link](#)



| PREMIUM

Name: Color calibration and consistency – Multilingual.

Description: By completing this Color calibration and consistency course, you will learn how to keep colors consistent over time. There are many different factors that can affect the color consistency that your printer might print on one day versus another. This could be everything from environmental conditions, such as temperature or humidity, the type of material that is being used and the age of your printheads, among others. In this course you will learn about closed loop color calibration process (CLC) as the solution to ensure color consistency over time.

Contents:

- The color calibration workflow in your printer.
- Achieving fleet color consistency.
- Color consistency for tiling applications.
- Color calibration frequently asked questions

Color calibration and consistency - [Direct link](#)



| PREMIUM

Name: HP LFP - Color science fundamentals

Description: Understanding how to configure and use a printer to deliver customer color expectations benefits from a solid foundation in color science. How light interacts with prints and other objects, how it then affects our eyes and how the resulting signals, processed in our brains, result in color experiences will be the focus of this course. It will also touch on key features of color measurement and introduce the concepts behind color spaces like CIE XYZ and CIE LAB, and color difference equations like CIE ΔE_{2000} , which are the basis of print color control and management.

Contents:

- Spectral power
- Spectral reflectance
- What is CIE XYZ
- Chromatic adaptation
- What is CIE LAB
- Measuring the color of a print
- Color gamut
- Observing color differences
- What are ΔE s
- Color inconstancy and metamerism

Color calibration and consistency - [Direct link](#)



| PREMIUM

Name: Expand into fleet graphics with HP Latex – Multilingual.

Description: As a print company, you're always looking for ways to grow your revenue stream, by watching your costs, becoming more efficient, and by finding new applications that you can offer your customers. Vehicle Graphics is a very interesting application, and certainly if you can add value by printing.

Contents:

- What should I consider when selecting the best material for fleet graphics?
- What is the recommended process to follow to produce fleet graphics?
- What should I consider when installing fleet graphics?
- How to produce vehicle wrappings end-to-end

Expand into fleet graphics with HP Latex - [Direct link](#)



| PREMIUM

Name: Unlocking Web-to-Print – Multilingual.

Description: Embark on a journey of empowerment and skill enhancement with our comprehensive web-to-print training plan. In this program, we'll equip you with the knowledge and expertise needed to excel in the dynamic world of web-to-print, ensuring you're fully prepared to harness its potential for success.

Contents:

- Diving into Wix.com e-commerce: your digital business solution
- WooCommerce: unleashing business benefits
- Unlocking success with Shopify: harnessing the power of e-commerce
- Choosing the perfect fit: an overview of 10 e-commerce platforms and their business benefits
- Designing with Ease in HP Design & eCommerce
- Turn your store products into customizable items with HP Design & eCommerce.
- Efficient Order Management with HP Design & eCommerce
- Benefits of online presence
- The most common barriers to embracing e-commerce.
- 10 Tried-and-true eCommerce strategies for your business's sales and growth.
- HP LFP - Understanding your audience: Key to e-Commerce success.

Unlocking Web-to-Print - [Direct link](#)



| PREMIUM

Name: Become an expert on vehicle wrapping – Multilingual.

Description: By completing this course developed by The Wrap Institute, 3M, and HP, you will learn how to wrap a full vehicle using HP Latex technology. You will know which tools to use to become an expert on vehicle wrapping and you will also get specific tips and tricks on how to install both the easiest and the most difficult parts of a vehicle.

Contents:

- Setting up a vehicle wrapping business
- Recommended tools for vehicle wrapping.
- Design a vehicle wrapping project.
- Installation of vehicle wrapping – easy areas
- Installation of vehicle wrapping – difficult areas
- Why HP Latex is great for vehicle wrapping.

Become an expert on vehicle wrapping - [Direct link](#)



Name: Materials for sign and display applications – Multilingual.

Description: Learn about the unique advantages of HP Large Format printing materials that provide endless inspiration and applications to create professional yet personalized environments.

- Overview: HP Large Format Printing Materials for Sign and Display Applications
- Who Uses HP Sign and Display Print Media and Why?
- Décor Solutions with HP Large Format Print Media
- Print Custom Vehicle Graphics
- Banner Printing: Best Products
- Mounted Graphics: Self-Adhesive Media
- Display Graphics: Windows, Backlits, and Poster Applications
- What Makes a Good Photographic and Poster Paper
- Review: Selecting the Best Media Product for a Particular Print Application

Become an expert on vehicle wrapping - [Direct link](#)



| PREMIUM

Name: HP LFP - FlexiPrint RIP Software Advanced Settings

Description: A 23-lesson course that will teach you all the techniques and secrets to obtaining the best possible results with your HP printer while working on projects involving the White Ink workflow.

Contents:

- File Format Considerations-Vector-vs-Bitmap.
- File Format Considerations - Resampling Bitmaps.
- File Format Considerations - Make Transparent and Masking
- Using Spot White
- Underbase in Flexi
- Working with Layers
- HP LFP - Rip and Print Menu.
- HP LFP - Production Manager Overview
- HP LFP - Layout and Workflow Tab in Production Manager
- HP LFP - Color Management Tab in Job Properties
- HP LFP - Printer Options Tab in Job Properties
- HP LFP - Tiles and Marks Tab in Job Properties
- HP LFP - Color Adjustment Tab in Job Properties
- HP LFP - Separations Tab in Job Properties
- HP LFP - Output Channel Preview Tab in Job Properties
- HP LFP - Step and repeat & finisher Tab in Job Properties
- HP LFP - Object Color Control Tab in Job Properties
- HP LFP - Transparency Tab in Job Properties
- HP LFP - Adjusting Bitmaps for More Vibrant Colors Using Flexi
- HP LFP - White Underflood Project
- HP LFP - White Overflood Project
- HP LFP - Sandwich Project
- HP LFP - True Shape Nesting
- HP LFP - Simple Spot White Job Example

HP LFP - FlexiPrint RIP Software Advanced Settings

[Direct link](#)



| PREMIUM

Name: Expand into decoration with HP Latex - Multilingual.

Description: In this series of courses, you will get valuable insights into how decoration can become a new source of business for you. Learn about trends, applications, and tips & tricks to make the most of your printing gear and become a profitable business.

Content:

- HP LFP - Decoration as a business opportunity
- Decoration image sources
- HP LFP - Trends 101: Understanding Trends in Design and Decoration
- Canvas applications
- Canvas applications printed with white ink
- Printing on acrylic sheets
- Acrylic sheets printed with white ink

Expand into decoration with HP Latex - Multilingual - [Direct link](#)



| PREMIUM

Name: Large Format Application Trends - Multilingual.

Description: This course, presented by Keypoint Intelligence, provides an in-depth exploration of Large Format applications, discussing top trends and unique application opportunities to drive new business and open new markets.

Large Format Application Trends - Multilingual - [Direct link](#)



Name: HP Latex 630 Printer – PDF files – Multilingual.

By watching this short video, you will be able download PDF files created by HP that are suitable for printing on your HP Latex 630 Printer.

HP Latex 630 Printer – PDF files – Multilingual - [Direct link](#)




Name: HP LFP PrintOS Unlock new growth through sustainable décor - Multilingual.

Description: By completing this course, you will learn about the décor possibilities with HP Latex and HP Stitch technologies. Hear from real companies that use HP's large format printing technology and start your journey in sustainable décor.

Contents.

- Interview with Oana Mirea
- Décor with the HP Latex 2700W
- Interview with Ernest Azzam
- Interview with Hervé Piolat
- Décor with the HP Latex R Series
- Interview with David Gay
- Interview with Nicolae Baci

HP LFP PrintOS Unlock new growth through sustainable décor - [Direct link](#)



Name: HP LFP PrintOS Design and eCommerce Tutorial - Multilingual.

Description: This course introduces you to the world of HP PrintOS Design and eCommerce and provides a 'how-to' guide of this solution.

HP LFP PrintOS Design and eCommerce Tutorial - [Direct link](#)



Name: Understanding the color calibration.

Description: In this video you will learn what closed loop color calibration (CLC) is, why it is important and when you should run color calibration in your printer.

Understanding the color calibration - [Direct link](#)



Name: HP Latex for fleet graphics - Multilingual.

Description: In this course, you will learn about the key characteristics of latex inks, and why they make this technology very well suited for vehicle graphics.


HP Latex for fleet graphics - [Direct link](#)



Name: HP LFP Sustainability training.

Description: Sustainability is a key issue that's top-of-mind for many businesses today. While it's difficult to know exactly what one business can do to impact change, we wish to help understand what we are doing at HP. Over this course, you will explore HP's sustainable commitment and the principle of HP Latex Ink technology. Discover the features that help improve the comfort of your facility and lower our impact through thoughtful design and explore our various certifications supporting our commitment to Sustainability.

HP LFP Sustainability training: [Direct link](#)



Name: HP Ecosolutions Training for HP Latex Printers (HP Gen 3 Series 54/64in)

Description: This course helps you understand the sustainable design and features of the HP Latex print system. Learn key factors of more sustainable printing for print operators, for our planet, and how these can also help you differentiate your service, gaining access to more opportunity.

HP Ecosolutions Training for HP Latex Printers (HP Gen 3 Series 54/64in): [Direct link](#)



Name: HP Latex Ink Technology.

Description: Sustainability is a key issue that's top-of-mind for many businesses today. While it's difficult to know exactly what one business can do to impact change, we wish to help understand what we are doing at HP. Over this course, you will explore HP's sustainable commitment and the principle of HP Latex Ink technology. Discover the features that help improve the comfort of your facility and lower our impact through thoughtful design and explore our various certifications supporting our commitment to Sustainability.


HP LFP Sustainability training: [Direct link](#)



Name: HP carton-based cartridge and take-back program.

Description: To lower our impact, HP continues to deliver products designed with the environment in mind such as the new HP carton-based cartridge. Design to reduce plastic, our new HP carton-based cartridge is now label-free and can be recycled for free through our recycling program: HP Planet Partners.

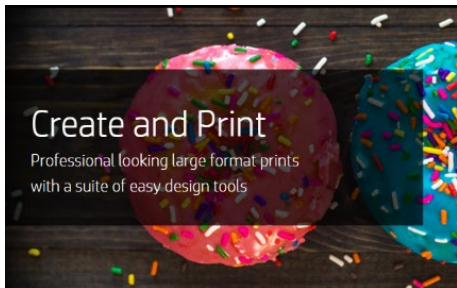
HP carton-based cartridge and take-back program: [Direct link](#)



Name: HP Environmental certification explained.

Description: At HP, sustainability is a top-of-mind concern. Therefore, we set ourselves apart as the most certified technology company in the industry. Our certification demonstrates our unwavering commitment to constantly improving our practices and reducing our environmental impact.

HP Environmental certification explained: [Direct link](#)

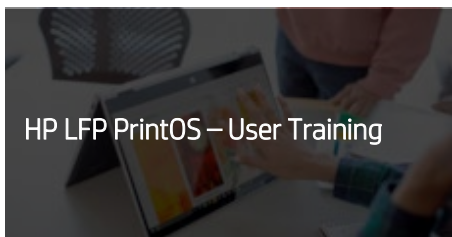


Name: HP Application Center (Webcast)

Description: This webinar shows a demo of how to use the HP Application Center.

Duration: 1h

Webcast: [Direct link](#)

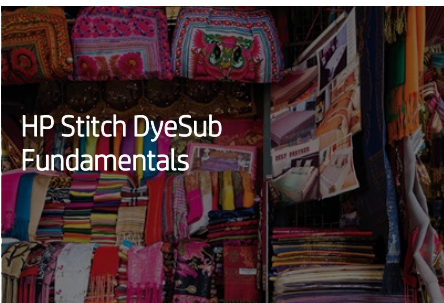


Name: HP LFP PrintOS – User Training

Description: An introduction and overview to the PrintOS platform and applications for HP Latex customers.

Duration: 1h 20'

HP LFP PrintOS - Introductory Information Course: [Direct link](#)




Name: HP Stitch DyeSub Fundamentals

Description: This course will help you to know about Dye Sublimation technology, and the sublimation process on HP Stitch printer series. It also explains the extensive range of printing applications such as flags, stretchable fabrics, and others. The course also mention some important devices that are applied in the dye-sublimation workflow.

Duration: 40'

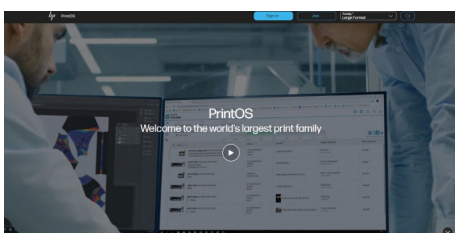
HP Stitch DyeSub Fundamentals: [Direct link](#)



Name: How to win with sustainability

Description: This learning plan will enable you to succeed on your sustainability journey, giving you insights, key principles, and answers to your sustainability questions.

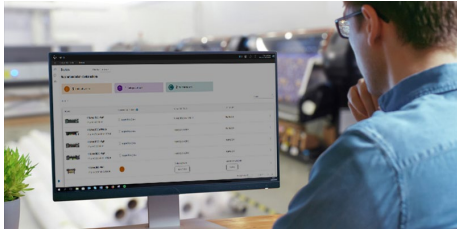
Sustainability in Services course: [Direct link](#)



Name: HP LFP PrintOS – Overview (Video)

Description: In this video, you'll take a look at the PrintOS cloud.


HP LFP PrintOS – Overview – [Direct link](#)



Name: HP LFP PrintOS – Configuration Center (Video)

Description: In this video, you'll take a look at the PrintOS Configuration Center.

HP LFP PrintOS – Overview – [Direct link](#)



Name: HP LFP PrintOS – Print Beat (Video)

Description: In this video, you'll take a look at the PrintOS Print Beat.

HP LFP PrintOS – Overview – [Direct link](#)



Name: Why is HP Latex a great technology for decoration - Multilingual

Description: In course, you will learn what decoration is, and how your latex printer is well-prepared to provide your business with a new source of growth.

Why is HP Latex a great technology for decoration - Multilingual - [Direct link](#)



Name: HP LFP - Optimize your profitability with white ink

Description: Learn from our experts and customers how you can get the best of your white ink printers, what are the applications that can be produced with white ink and get answers to your questions

Contents:

- HP LFP - Introduction to HP Latex white ink technology
- HP LFP - HP Latex white ink applications overview
- HP LFP - HP Latex white ink applications deep dive
- HP LFP - HP Latex white ink printing modes
- HP LFP - HP Latex white ink samples and enviros
- HP LFP - Interview with Press On
- HP LFP - Interview with Anstey Wallpaper Company
- HP LFP - Optimize your profitability with HP Latex White ink
- HP LFP - Frequently asked questions

HP LFP - Optimize your profitability with white ink - [Direct link](#)



Name: HP LFP SAI FlexiPrint RIP Software - Introduction training

Description: In this course you will learn how to use the basic functions of the SAI FlexiPRINT - RIP Software.

Content:

- Introduction to Flexi HP Edition.
- Flexi HP Edition interface.
- Flexi HP Edition White ink options
- Design Central.
- Working with Text.
- Image Vectorization.
- Sending a Print.
- Contour Cutting.
- Direct Vinyl Cutting.
- Soft Proofing

HP LFP - SAI FlexiPrint RIP Software introduction - [Direct link](#)



Name: HP LFP - Caldera RIP Software Introduction

Description: In this learning plan, you'll learn the essential steps to get started with CalderaRIP software.

Content:

- Activating a new Caldera RIP license
- How to install Caldera RIP on MacOS
- RIP interface overview
- How to open a file - Manual way
- How to open a file - Automatic way
- How to get file's information
- How to crop a file
- ImageBar
- How to install a printer
- How to configure a printer
- Print Module
- How to manage the jobs in the Spooler
- How to nest several files in one job with Comppose
- How to nest several files in one job with Nest-O-Matic
- Presets and Quick Prints

HP LFP - Caldera RIP Software Introduction - [Direct link](#)



Name: HP LFP - Onyx RIP basic training

Description: Learn how to use all the basic functions of the Onyx RIP Software

Content:

- HP LFP - How to install an Onyx RIP
- HP LFP ONYX RIP Software - Introduction training
- HP LFP Onyx Basics replay

Onyx RIP basic training - Multilingual: [Direct link](#)

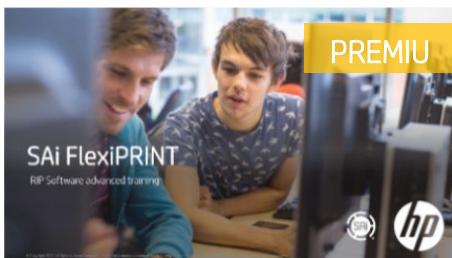


Name: HP LFP Caldera RIP Software - Introduction training

Description: In this course you will learn how to use the basic functions of the Caldera - RIP Software.

Duration: 15'

HP LFP Caldera RIP Software - Introduction training: [Direct link](#)




| PREMIUM**Name: HP LFP SAi FlexiPrint RIP Software- Advanced training**

In this course you will learn how to use some advanced functions of the SAi FlexiPrint RIP Software with your HP Latex Printer.

Duration: 30'

HP LFP SAi FlexiPrint RIP Software- Advanced training: [Direct link](#)




| PREMIUM**Name: HP LFP Onyx RIP Software- Advanced training**

In this course you will learn how to use some advanced functions of the ONYX RIP Software with your HP Latex Printer.

Duration: 30'

HP LFP Onyx RIP Software- Advanced training: [Direct link](#)




| PREMIUM**Name: HP LFP Caldera RIP Software- Advanced training**

In this course you will learn how to use some advanced functions of the Caldera RIP software with your HP Latex Printer.

Duration: 30'

HP LFP Caldera RIP Software- Advanced training: [Direct link](#)



Name: HP LFP - How to create a white ink layer with Adobe Photoshop.

Description: In this video, you'll learn how to create and name a white ink layer with Adobe Photoshop.

White ink overview – [Direct link](#)

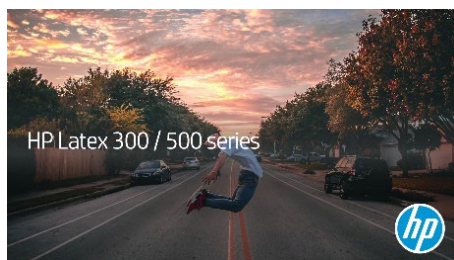


Name: HP LFP - How to create a white ink layer with Adobe Illustrator.

Description: In this video, you'll learn how to create and name a white ink layer with Adobe Illustrator.

White ink overview – [Direct link](#)

HP Latex 300 & 500 Printer Series Trainings

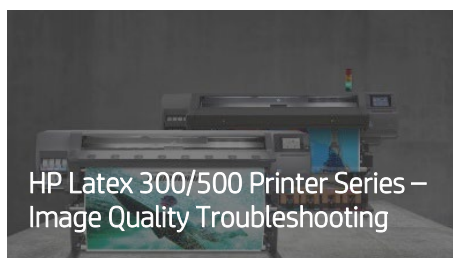


Name: HP Latex 300/500 Printer Series – Basic Operator Certification

Description: Learn the basics of the HP Latex 300 & 500 Printer series. Go through the main tasks and maintenance procedures to ensure you are ready to use these printers.

Duration: 1h

HP Latex 300/500 Printer Series – Basic Operator Certification
ENGLISH: [Direct link](#)



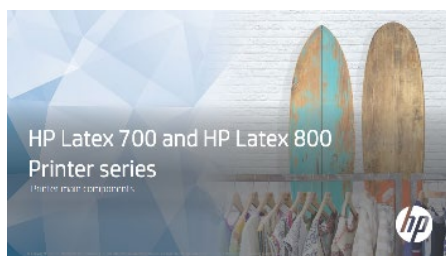
Name: HP Latex 300/500 Printer Series – Image Quality Troubleshooting

Description: Learn how to solve the most common image quality issues when printing with the HP Latex 300 and 500 Printer Series.

Duration: 30'

HP Latex 300/500 Printer Series – Image Quality Troubleshooting: [Direct link](#)

HP Latex 700 & 800 Printer Series Trainings

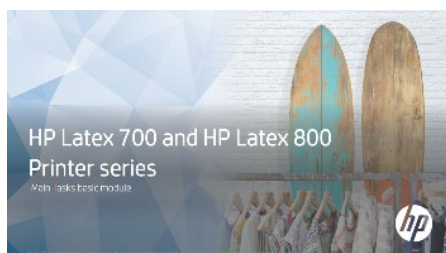


Name: HP Latex 700/800 Printer series - Printer overview

Description: This module provides an overview of your printer.

Duration: 10'

Printer overview: [Direct link](#)

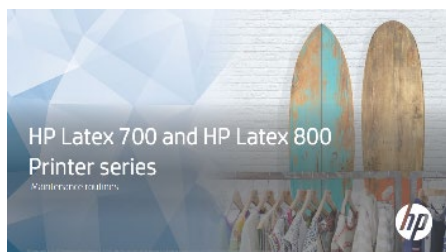


Name: HP Latex 700/800 Printer series - Basic Main tasks

Description: This module provides the basic tasks you need to perform to make the most of your printer.

Duration: 20'

Basic Main tasks: [Direct link](#)

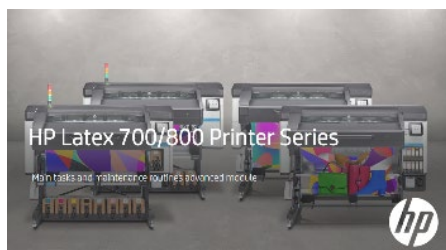


Name: HP Latex 700/800 Printer series - Basic Maintenance routines

Description: This module provides the basic maintenance routines you need to perform to make the most of your printer.

Duration: 20'

Basic Maintenance routines: [Direct link](#)

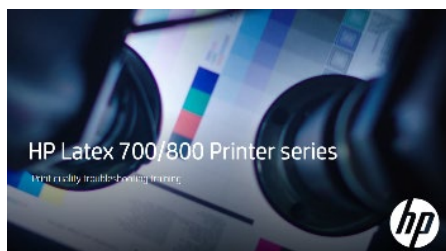


Name: HP Latex 700/800 Printer series - Advanced main tasks and maintenance routines

Description: This module provides the advanced tasks you need to perform to make the most of your printer.

Duration: 30'

Advanced main tasks and maintenance routines: [Direct link](#)




Name: HP Latex 700/800 Printer series - Print Quality Troubleshooting

Description: This training presents the main print quality issues that may occur with the HP Latex 700/800 Printer series and how to solve them.

Duration: 30'

Print Quality Troubleshooting: [Direct link](#)



Name: HP Latex 700/800 Printer series - White ink

Description: Overview and main tasks related to white ink with the HP Latex 700 W and 800 W Printer series.

Duration: 30'

White ink: [Direct link](#)




Name: HP Latex 700/800 Printer series - Color Consistency

Description: The objective of this training is to help you ensure color consistency in your printing jobs with the HP Latex 700/800 Printer series.

Duration: 30'

Color Consistency: [Direct link](#)

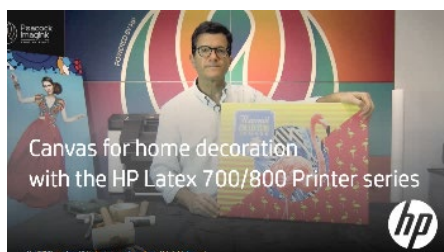


Name: HP Latex 700/800 Printer series - Curing module cleaning maintenance

Description: This module provides the curing module cleaning maintenance you need to perform to make the most of your printer.

Duration: 20'

Curing module cleaning maintenance: [Direct link](#)

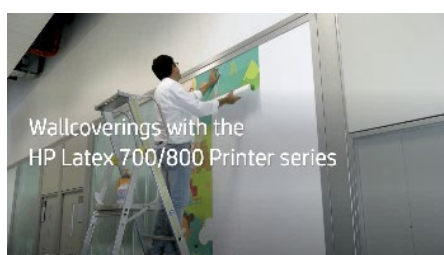


Name: HP Latex 700/800 Printer series - Canvas for home decoration

Description: The objective of this training is to learn how to prepare, print on and apply Canvas with the HP Latex 700/800 printer series.

Duration: 30'

Canvas for home decoration: [Direct link](#)




Name: HP Latex 700/800 Printer series - Wallcoverings

Description: The objective of this training is to learn how to prepare, print on and apply wallcoverings with the HP Latex 700/800 printer series.

Duration: 30'

Wallcoverings: [Direct link](#)

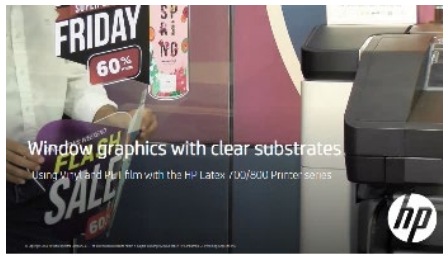


Name: HP Latex 700/800 Printer series - Retail and vehicle decoration

Description: The objective of this training is to learn how to prepare, print on and apply retail and vehicle decoration with the HP Latex 700/800 printer series.

Duration: 30'

Retail and vehicle decoration: [Direct link](#)



Name: HP Latex 700/800 Printer series - Window graphics for clear substrates

Description: The objective of this training is to learn how to prepare, print on and apply window graphics with the HP Latex 700/800 printer series.

Duration: 30'

Window graphics for clear substrates: [Direct link](#)



Name: HP Latex 700/800 Printer series - Stickers

Description: The objective of this training is to learn how to prepare, print on and apply stickers with the HP Latex 700/800 printer series.

Duration: 30'

Stickers: [Direct link](#)



Name: HP Latex 700/800 Printer series - Textiles for soft signage

Description: The objective of this training is to learn how to prepare, print on and apply textiles with the HP Latex 700/800 printer series.

Duration: 30'

Textiles for soft signage: [Direct link](#)



Name: HP Latex 700 W Printer series - Clean 1L ink connections

Description: In this course, you will learn how to clean the 1L ink connections of the HP Latex 700 W Printer Series, as well as when to perform such maintenance.

Duration: 10'

Subscription code: HPL700WCleanInkConnectionsEN or [Direct link](#)



Name: HP Latex 700/800 W Printer series - Text Sharpness

Description: If you have an HP Latex 700/800 Printer series and you are getting text sharpness issues, if so after watching this video you'll get all the skills you need to fix it.

HP Latex 700/800 W Printer series - Text Sharpness - [Direct link](#)



Name: HP Latex 700/800 W Printer series - Graininess and Coalescence

Description: If you have an HP Latex 700/800 Printer series and you are getting Graininess and Coalescence issues, if so after watching this video you'll get all the skills you need to fix it.

HP Latex 700/800 W Printer series - Graininess and Coalescence - [Direct link](#)



Name: HP Latex 700/800 W Printer series - Color Calibration.

Description: In this video, you'll learn about the Closed Loop Color Calibration and the New Ingenium Color Software.

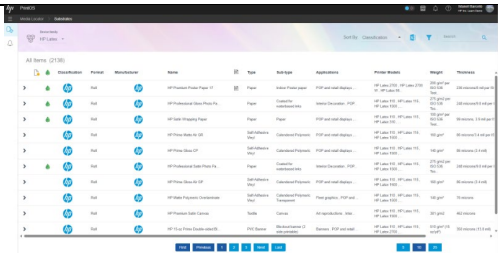
HP Latex 700/800 W Printer series - Color Calibration - [Direct link](#)



Name: HP Latex 700/800 W Printer series - Securing the Core End Cap.

Description: In this video, you'll learn about the Closed Loop Color Calibration and the New Ingenium Color Software.

HP Latex 700/800 W Printer series - Securing the Core End Cap - [Direct link](#)



Name: HP Latex 700/800 W Printer series - The Importance of the HP Media Locator.

Description: Video about The Importance of the HP Media Locator for the HP Latex 700 & 800 printer series.

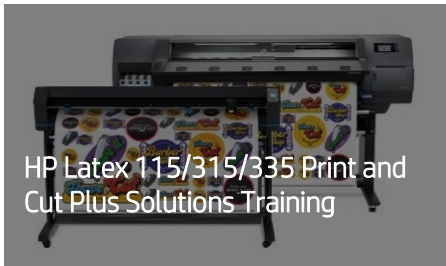
HP Latex 700/800 W Printer series - The Importance of the HP Media Locator - [Direct link](#)



Name: HP Latex 700/800 W Printer series - What is Overcoat and What Does it Do.

Description: Video about What is Overcoat and What Does it Do for the Latex 700 & 800 Printer Series.

HP Latex 700/800 W Printer series - What is Overcoat and What Does it Do - [Direct link](#)



Name: HP Latex 115/315/335 Print and Cut Plus Solutions Training

Description: The HP Latex Print and Cut Plus training teaches you how to make the most of your Print and Cut Plus solution and helps you grow your business enabling new applications. The course gives an overview of the HP Latex Plus Cutting Solution hardware, describes the print and cut workflow, teaches you how to calibrate your cutter and provides knowledge related to troubleshooting and maintenance.

The focus of this course is the HP Latex Plus Cutter and the Print&Cut Plus Solution workflow. For detailed information on how to operate your HP Latex Printer, please refer to the HP Latex 300 Series operator trainings.

Duration: 90'


HP Latex 115/315/335 Print and Cut Plus Solutions Training: [Direct link](#)



Name: HP LFP Print&Cut Solutions - How to add cutting lines.

Description: In this video, you'll learn How to add cutting lines with FlexiSIGN & Print.


How to add cutting lines - [Direct link.](#)



Name: HP LFP Print&Cut Solutions - Page nesting with Production Manager.

Description: In this video, you'll learn how to make Page nesting with the Production Manager.


Page nesting with Production Manager - [Direct link.](#)



Name: HP LFP Print&Cut Solutions - Select cutter device & add HP Barcode.

Description: In this video, you'll learn how to select a cutter device & add HP Barcode with the Production Manager


Select cutter device & add HP Barcode - [Direct link.](#)



Name: HP LFP Print&Cut Solutions - OPOS marks with Production Manager.

Description: In this video, you'll learn how to add the OPOS marks with the Production Manager.


OPOS marks with Production Manager - [Direct link.](#)



Name: HP LFP Print&Cut Solutions - Specials substrates & White background.

Description: In this video, you'll learn how to work with special substrates and add white backgrounds with the Production Manager.

Specials substrates & White background - [Direct link](#).



Name: HP LFP Print&Cut Solutions - Types of cut.

Description: In this video, you'll learn how to select the suitable type of cut for your jobs with the Production Manager.

Types of cut - [Direct link](#).

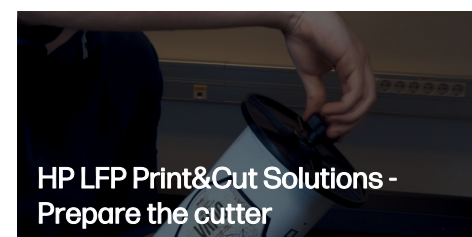


HP LFP Print&Cut Solutions - Load of the substrate

Name: HP LFP Print&Cut Solutions - Load of the substrate

Description: In this video, you'll learn How to load rolls and sheets into the HP Latex Plus Cutter.

HP LFP Print&Cut Solutions - Load of the substrate - [Direct link](#)



HP LFP Print&Cut Solutions - Prepare the cutter

Name: HP LFP Print&Cut Solutions - Prepare the cutter

Description: In this video, you'll learn How to prepare the HP Latex Plus Cutter before cutting a job.

HP LFP Print&Cut Solutions - Prepare the cutter - [Direct link](#)

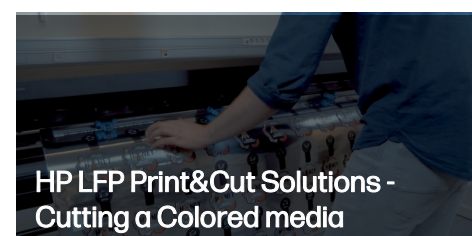


HP LFP Print&Cut Solutions - Cutting a transparent media

Name: HP LFP Print&Cut Solutions - Cutting a transparent media

Description: In this video, you'll learn How to cut transparent Substrates using the HP Latex Plus Cutter.

HP LFP Print&Cut Solutions - Cutting a transparent media - [Direct link](#)

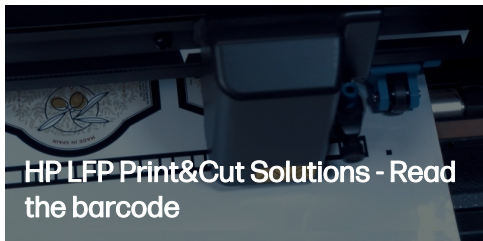


HP LFP Print&Cut Solutions - Cutting a Colored media

Name: HP LFP Print&Cut Solutions - Cutting a Colored media

Description: In this video, you'll learn How to cut Colored Substrates using the HP Latex Plus Cutter.

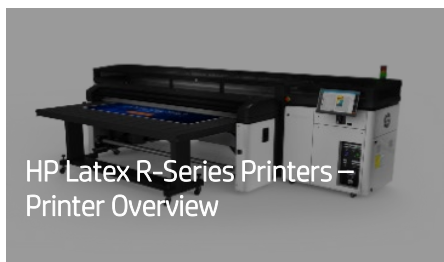
HP LFP Print&Cut Solutions - Cutting a Colored media - [Direct link](#)



Name: HP LFP Print&Cut Solutions - Read the barcode

Description: In this video, you'll learn How to read the barcode onto the HP Latex Plus Cutter before cutting a job.

HP LFP Print&Cut Solutions - Read the barcode - [Direct link](#)



Name: HP Latex R-Series Printers – Printer Overview

Description: Take a closer look at the components of the HP Latex R-series printers. This module introduces the learner to the HP Latex R-series printers, including their functionalities and accessories.

Duration: 10'

HP Latex 115/315/335 Print and Cut Plus Solutions

Training: [Direct link](#)

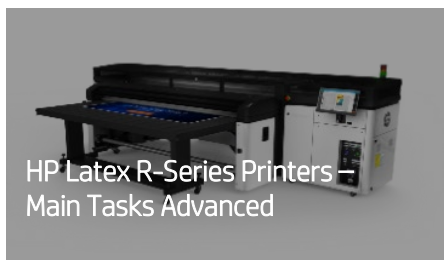


Name: HP Latex R-Series Printers – Main Tasks Basic

Description: Get to know some of the basic tasks of an HP Latex R-series printer. Go through the main tasks such as loading rigid and flexible substrates (or using the roll printing kit accessory), printhead alignment, supplies replacement, etc., as well as some of the most frequent maintenance routines.

Duration: 1 h 15'

Main Tasks Basic: [Direct link](#)



Name: HP Latex R-Series Printers – Main Tasks Advanced

Description: Get to know some of the advanced tasks of an HP Latex R-series printer. Go through the main tasks such as using the substrate edge holders kit, double-sided printing, adding a new substrate, avoiding head crashes, etc., as well as monthly cleaning maintenance routines.

Duration: 20'

Main Tasks Advanced: [Direct link](#)

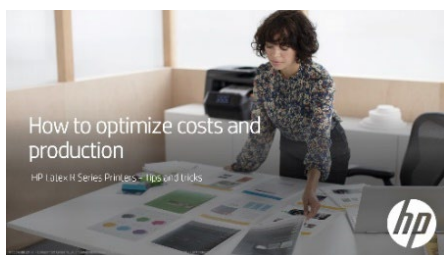


Name: HP Latex R-Series Printers – White Ink

Description: One of the newest functionalities available in the HP Latex R-series printer is the ability to print white. If you want to make the most of your White Ink Kit, do not hesitate to enroll on this foundation course. You'll learn the main characteristics and print modes of white ink, its most commonly used applications, and how to handle the White Ink Kit on HP Latex R-series printers, including all the maintenance required, plus some extra tips and tricks to optimize its use.

Duration: 45'

White Ink: [Direct link](#)



Name: HP Latex R-Series Printers – How to Optimize Costs and Production

Description: Avoid wasted time and unnecessary costs by learning some useful tips and tricks related to ink consumption and management of calibration times to boost your productivity. Direct from HP hub, we offer you the most useful tips.

Duration: 10'

How to Optimize Costs and Production: [Direct link](#)

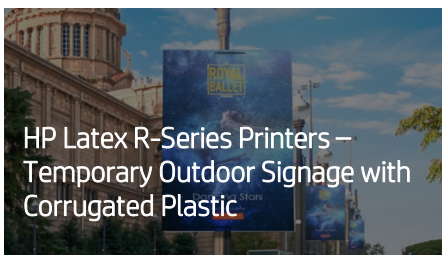


Name: HP Latex R-Series Printers – Print Quality Troubleshooting and Substrate Preset Guide

Description: This module is made up of selected materials that will give customers all the tools they need to fix any IQ issues and some useful information to help them create substrate presets.

Duration: 1h 15'

Print Quality Troubleshooting and Substrate Preset Guide: [Direct link](#)



Name: HP Latex R-Series Printers – Temporary Outdoor Signage with Corrugated Plastic

Description: In this course, we'll see how to print on corrugated plastic panels to make temporary outdoor signage. If you want to gain some useful knowledge on the material you will need, the substrate and job preparations required, how to print multiple sheets N-up, hot loading and full-bleed printing, and how to handle the material once printed, enroll on this course.

Duration: 40'

Temporary Outdoor Signage with Corrugated Plastic: [Direct link](#)

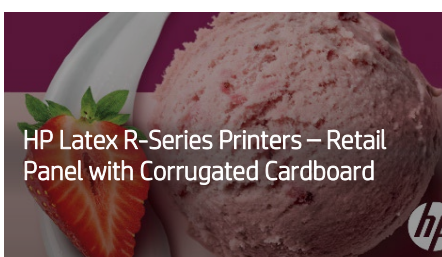


Name: HP Latex R-Series Printers – Window Graphics with Clear Substrates

Description: In this course, we'll see how to print on clear substrates for a window graphics job. If you want to gain some useful knowledge on the material you will need, how to add a white layer with both SW tools and RIP, how to print using the roll printing kit, how to install and handle the final job, and much more, don't miss it!

Duration: 40'

Window Graphics with Clear Substrates: [Direct link](#)



Name: HP Latex R-Series Printers – Retail Panel with Corrugated Cardboard

Description: In this course, we'll see how to print on corrugated cardboard for a retail panel job. If you want to gain some useful knowledge on the material you will need, how to print double-sided, how to mount and install the substrate edge holder kit, how to handle the final job, and much more, this is your course!

Duration: 40'

Retail Panel with Corrugated Cardboard: [Direct link](#)

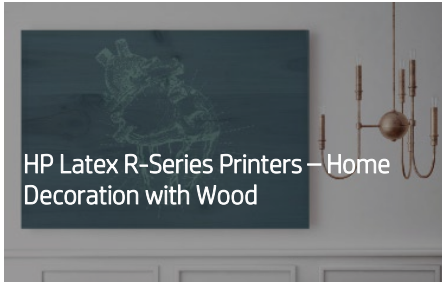


Name: HP Latex R-Series Printers – Free Standing Display Units with Corrugated Cardboard

Description: In this course you'll learn how to create an FSDU with corrugated cardboard, including how to print on this material (learning how to use the edge holders kit and some other tips and tricks for best results), how to create the cutting job (including crease and cut lines), and how to mount the job for final result. Ready to start learning?

Duration: 40'

Free Standing Display Units with Corrugated Cardboard: [Direct link](#)



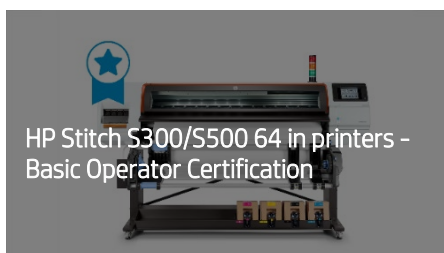
Name: HP Latex R-Series Printers – Home Decoration with Wood

Description: In this course you'll learn how to print on natural wood for a home decoration job. If you want to gain some useful knowledge on the type of material you will need, how to treat natural wood, how to cut panels, some of the most common post-processing procedures, and much more, enroll in this course.

Duration: 40'

Home Decoration with Wood: [Direct link](#)

HP Stitch Series Trainings

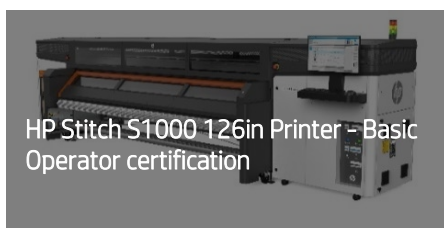


Name: HP Stitch S300/S500 64 in printers - Basic Operator Certification

Description: Continue learning and refresh content from the post installation training. Moreover, certify yourself as HP Stitch S300/S500 64 in printers Operator!

Duration: 1h

Basic Operator Certification ENGLISH: [Direct link](#)

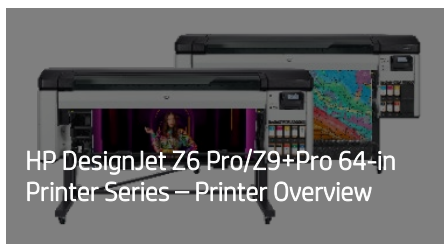


Name: HP Stitch S1000 126in Printer - Basic Operator certification

Description: Take a closer look at the components of the HP Stitch S1000 126in Printer. This module introduces the learner to the printer, including the main tasks related to HP Stitch S1000 126in Printer.

Duration: 1h

Basic Operator certification: [Direct link](#)



Name: HP DesignJet Z6 Pro/Z9+Pro 64-in Printer Series - Printer Overview.

Description: The HP DesignJet Z6 Pro/Z9+Pro 64-in Printer Series - Printer Overview module details the main components and features of your HP DesignJet Z6pro/Z9+ Pro Printer, such as:

- Front panel
- Accessories
- HP support assistant
- HP Virtual Agent
- HP Embedded Web Server
- HP Demo prints

HP DesignJet Z6 Pro/Z9+Pro 64-in Printer Series - Printer Overview [Direct link](#)

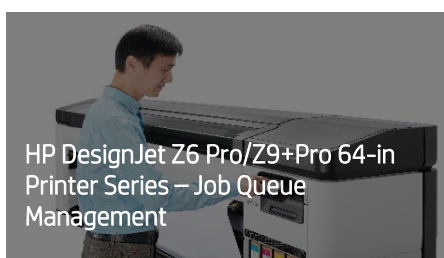


Name: HP DesignJet Z6 Pro/Z9+Pro 64-in Printer Series - Paper Handling.

Description: The HP DesignJet Z6 Pro/Z9+Pro 64-in Printer Series training - Paper Handling module provides the user with the knowledge and skills required to:

- Load a roll in the printer
- Use the multi-function roll accessory
- Use the HP Media Locator
- The paper presets Management
- Send a job to print

HP DesignJet Z6 Pro/Z9+Pro 64-in Printer Series - Paper Handling [Direct link](#)



Name: HP DesignJet Z6 Pro/Z9+Pro 64-in Printer Series - Job Queue Management.

Description: At the end of this module, the printer user will gain the knowledge and skills to:

- Manage the Job Queue options from the Front Panel and the Embedded Webserver
- Solve output mismatches
- Set default printing preferences
- Job deletion
- Prioritize a job in the queue

HP DesignJet Z6 Pro/Z9+Pro 64-in Printer Series - Job Queue Management [Direct link](#)



Name: HP DesignJet Z6 Pro/Z9+Pro 64-in Printer Series – Ink System.

Description: In this module, you will take a look at the main ink system components of the HP DesignJet Z6pro/Z9+ Pro Printer series, such as:

- Eco-Carton ink cartridges maintain and replace
- Printheads
- Gloss Enhancer
- Maintain cartridge

HP DesignJet Z6 Pro/Z9+Pro 64-in Printer Series – Ink System
[Direct link](#)

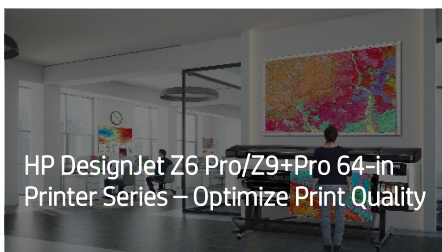


Name: HP DesignJet Z6 Pro/Z9+Pro 64-in Printer Series – HP Control Print.

Description: This module introduces you to HP Control Print and how it can help you to fix the most common image quality issues, such as:

- Banding
- Grain and coalescence
- Area fill quality
- Paper advanced

HP DesignJet Z6 Pro/Z9+Pro 64-in Printer Series – HP Control print
[Direct link](#)



Name: HP DesignJet Z6 Pro/Z9+Pro 64-in Printer Series – Optimize Print Quality.

Description: In this module, you'll learn how to optimize the print quality of your printer, by running the following calibrations:

- Printhead cleaning
- Automatic printhead alignment
- Paper-advance Calibration
- Full Calibration

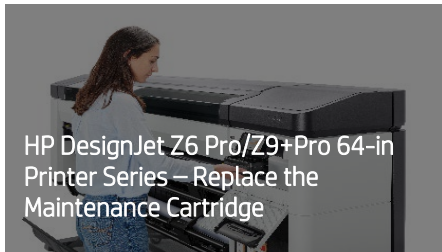
HP DesignJet Z6 Pro/Z9+Pro 64-in Printer Series – Optimize Print Quality
[Direct link](#)



Name: HP DesignJet Z6 Pro/Z9+Pro 64-in Printer Series – Replace a printhead and clean connections.

Description: In this module, you'll learn how to replace a printhead and clean the connections of your printer.

HP DesignJet Z6 Pro/Z9+Pro 64-in Printer Series – Replace a printhead and clean connections
[Direct link](#)



Name: HP DesignJet Z6 Pro/Z9+Pro 64-in Printer Series – Replace the Maintenance Cartridge.

Description: In this module, you'll learn how to replace the maintenance cartridge from your printer.

HP DesignJet Z6 Pro/Z9+Pro 64-in Printer Series – Replace the Maintenance Cartridge module [Direct link](#)

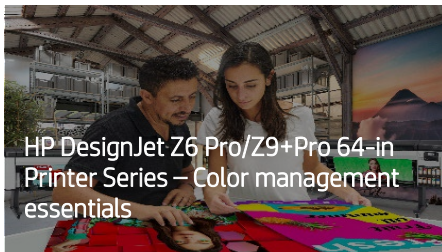


Name: HP DesignJet Z6 Pro/Z9+Pro 64-in Printer Series – User maintenances.

Description: In this module, you'll learn how to run periodic user maintenance, such as:

- Clean and lubricate the carriage rod
- Clean the encoder strip
- Clean the platen

HP DesignJet Z6 Pro/Z9+Pro 64-in Printer Series – User Maintenances [Direct link](#)

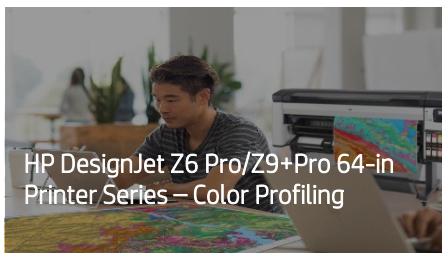


Name: HP DesignJet Z6 Pro/Z9+Pro 64-in Printer Series – Color management essentials

Description: In this module, you will have a look at how to perform color calibration on the HP DesignJet Z6 Pro and Z9+ Pro 64-inch Printer Series from:

- The Front Panel
- The Embedded Webserver

HP DesignJet Z6 Pro/Z9+Pro 64-in Printer Series – Color management essentials [Direct link](#)



Name: HP DesignJet Z6 Pro/Z9+Pro 64-in Printer Series – Color Profiling

Description: In this module, you will have a look at how to create and manage a color profile on your HP DesignJet Z6 Pro and Z9+ Pro 64-inch Printer Series.

HP DesignJet Z6 Pro/Z9+Pro 64-in Printer Series – Color Profiling [Direct link](#)

HP PageWide Pro XL Printer series



Name: HP PageWide XL Pro Printer series - Introduction Training

Description: This course introduces you to the main features of your HP PageWide XL Pro Printer series:

HP PageWide XL Pro 10000 - Introduction Training [Direct link](#)

HP PageWide XL Pro 5200/8200 MFP - Introduction Training [Direct link](#)



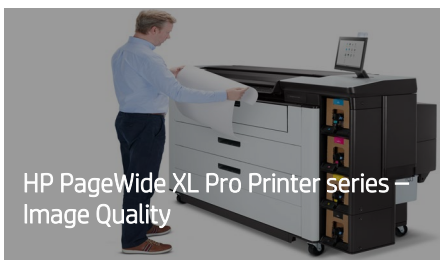
Name: HP PageWide XL Pro Printer series - Main tasks

Description: In this course, you will learn the main tasks that you need to know to use your PageWide XL Pro Printer.

- How to load and print on rolls and sheets
- How to replace supplies

HP PageWide XL Pro 10000 - Main tasks [Direct link](#)

HP PageWide XL Pro 5200/8200 MFP - Main tasks [Direct link](#)



Name: HP PageWide XL Pro Printer series - Image Quality

Description: The HP PageWide XL Pro printer series - image quality Advanced training will help you to:

- Optimize print quality.
- Print and understand a diagnostic plot.
- Printer calibrations.
- Paper profiles and print modes

HP PageWide XL Pro 10000 - Image Quality [Direct link](#)

HP PageWide XL Pro 5200/8200 MFP - Image Quality [Direct link](#)



Name: HP PageWide XL Pro Printer series - Cost and production optimization

- **Description:** In this training, you will take a look at Cost and production optimization and how can helps you to optimize your production.
- How HP SmartStream can help you optimize your production
- How to decide which print mode should be used in each situation and maximize ink efficiency
- How Adobe PDF Print Engine works
- How to control your productivity with HP PrintBeat
- How to use SmartTracker

HP PageWide XL Pro 10000 - Cost and production optimization [Direct link](#)

HP PageWide XL Pro 5200/8200 MFP - Cost and production optimization [Direct link](#)

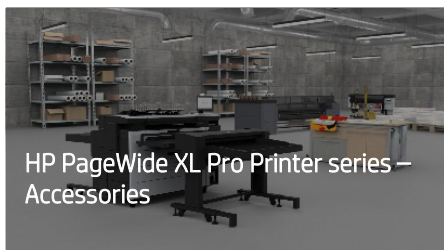


Name: HP PageWide XL Pro Printer series – SmartStream

Description: In this training, you will learn about the HP SmartStream Software and how can helps you to improve your workflow.

- An introduction to HP SmartStream
- Learn about the basic tasks and advantages of HP SmartStream
- Learn about HP SmartStream Pro tools
- Expand your capabilities with the optional modules

HP PageWide XL Pro Printer series – SmartStream [Direct link](#)

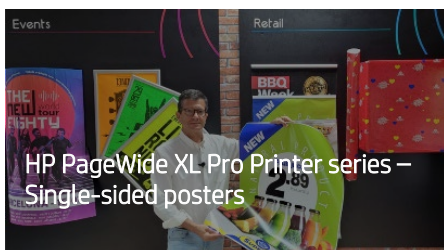


Name: HP PageWide XL Pro Printer series – Accessories

Description: The objective of this training is to learn about the new accessories for the HP PageWide XL Pro Printer series.

- Learn which accessories are compatible with the HP PageWide XL Pro printer series.
- How to connect, use and print with the input accessories.
- An overview about how to use Stacking options such as HP PageWide XL Pro Top Stacker and HP PageWide XL Pro Stacker.
- Others output accessories: Folders, Basket, output support folded.
- Take a look at the third party accessories

HP PageWide XL Pro Printer series – Accessories – [Direct link](#)



Name: HP PageWide XL Pro Printer series – Single-sided posters

Description: The objective of this training is to learn how to prepare and print single-sided posters with the HP PageWide XL Pro Printers series.

- Introducing poster printing using the HP PageWide XL Pro Printers.
- What do you need before start printing.
- Learn some good substrate preparation practices that help to improve print job quality.
- How to prepare a job using HP SmartStream or RIPs.
- How to print one-sided posters on cut-sheet using the HP PageWide XL Pro Sheet Feeder.
- Find some suggested applications.

HP PageWide XL Pro Printer series – Single-sided posters – [Direct link](#)



Name: HP PageWide XL Pro Printer series – Double-Sided Applications

Description: The objective of this training is to learn how to prepare and print double-sided posters using the HP PageWide XL Pro Printers series.

- Introduce Dual-sided poster printing on Cut Sheets, Boards, and Cardstock using the HP PageWide XL Pro Printers.
- What do you need before start printing.
- A deep diving into the end-to-end workflow such as preparing, loading, printing and collecting the job.
- Find some suggested applications.

HP PageWide XL Pro Printer series – How to print Double-sided Applications – [Direct link](#)



Name: HP PageWide XL Pro Printer series – How to print single-sided Rigid Boards

Description: The objective of this training is to learn how to prepare and print single-sided posters with the HP PageWide XL Pro Printers series.

- Introduce poster printing on Boards and Cardstock using the HP PageWide XL Pro Printers.
- What do you need before start printing.
- Understand the composition of the boards and the impact that each attribute has on the compatibility with the HP PageWide XL Pro printers.
- How to load and print through the input tray or with the Pro Sheet Feeder.
- How to collect the boards and the cardstock.
- Find some suggested applications.

HP PageWide XL Pro Printer series – How to print single-sided Rigid Boards – [Direct link](#)

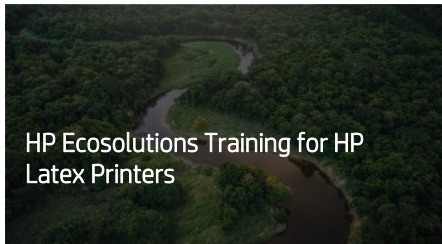
HP Latex 2700 Printer series



Name: HP Control Print

Description: In this course, you will get knowledge and skills about the basic checks you need to perform to prevent and fix print-quality issues that may occur with your HP Latex 2700/2700 W Printer Series.

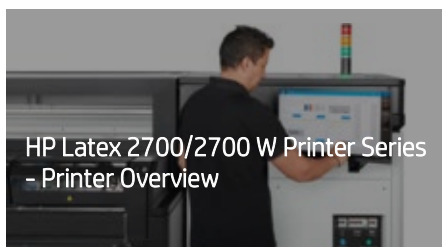
HP Control Print – [Direct link](#)



Name: HP Ecosolutions Training for HP Latex Printers (HP Latex 2700/2700 W Printers)

Description: Over this course, we will help you understand HP's sustainable commitment and the principle of HP Latex Ink technology. Additionally, you will learn about the sustainable features of HP Latex Printers and how it is designed for operator safety, for the end-users, and with the environment in mind.

HP Ecosolutions Training for HP Latex Printers (HP Latex 2700/2700 W Printers) – [Direct link](#)



Name: HP Latex 2700/2700 W Printer Series - Printer Overview

Description: In this course, you'll learn all the main parts and features of your HP Latex 2700/2700 W Printer.

HP Latex 2700/2700 W Printer Series - Printer Overview – [Direct link](#)



Name: HP Latex 2700/2700 W Printer Series - Printing process

Description: In this course, we will guide you through the printing process of your HP Latex 2700/2700 W Printer.

HP Latex 2700/2700 W Printer Series - Printing process – [Direct link](#)



Name: HP Latex 2700/2700 W Printer Series - Aligning the Printheads

Description: In this course, you will learn how to align the printheads of your HP Latex 2700 and 2700 W Printer series.

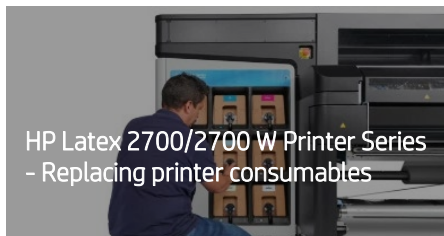
HP Latex 2700/2700 W Printer Series - Aligning the Printheads – [Direct link](#)



Name: HP Latex 2700/2700 W Printer Series - HP Latex Knowledge Center

Description: In this course, we will take a look at the HP Latex Knowledge Center of the HP Latex 2700/2700 W Printer Series.

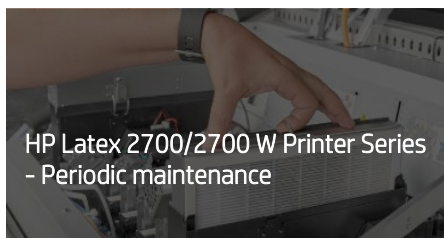
HP Latex 2700/2700 W Printer Series - HP Latex Knowledge Center – [Direct link](#)



Name: HP Latex 2700/2700 W Printer Series - Replacing printer Consumables

Description: In this course, we will learn how to replace the supplies of the HP Latex 2700/2700 W Printer Series.

HP Latex 2700/2700 W Printer Series - Replacing printer Consumables - [Direct link](#)



Name: HP Latex 2700/2700 W Printer Series - Periodic maintenance

Description: In this course, we will learn about Periodic maintenance for your HP Latex 2700/2700 W Printer Series.

HP Latex 2700/2700 W Printer Series - Periodic maintenance - [Direct link](#)



Name: HP Latex 2700/2700 W Printer Series - Accessories

Description: In this course, you'll learn about accessories available for your HP Latex 2700/2700 W Printer.

HP Latex 2700/2700 W Printer Series - Accessories - [Direct link](#)



Name: HP Latex 2700/2700 W Printer Series - Adding a new substrate

Description: In this course, you will learn how to add a new substrate and customize it as your workflow requires. Make the most of the qualities of your HP Latex 2700/2700 W Printer Series.

HP Latex 2700/2700 W Printer Series - Adding a new substrate - [Direct link](#)



Name: HP Latex 2700/2700 W Printer Series - Checking the status of the printheads

Description: In this course, you will learn how to check the status of the printheads on your HP Latex 2700/2700 W Printer Series.

HP Latex 2700/2700 W Printer Series - Checking the status of the printheads - [Direct link](#)



Name: HP Latex 2700/2700 W Printer Series - Basic concepts of Color Consistency

Description: In this course, you will take a look at the basic concepts of Color Consistency and you will understand how you can improve your print jobs to get the best results in each one.

HP Latex 2700/2700 W Printer Series - Basic concepts of Color Consistency - [Direct link](#)



Name: HP Latex 2700 W Printer Series - White ink overview

Description: In this course we'll take a general look at white ink in HP Latex 2700 White Printers.

HP Latex 2700 W Printer Series - White ink overview - [Direct link](#)



Name: HP Latex 2700 W Printer Series - How to install the white ink printhead

Description: In this course, will learn how to install the white ink printhead using the new movable slot system of your HP Latex 2700 W printer.

HP Latex 2700 W Printer Series - How to install the white ink printhead - [Direct link](#)



Name: HP Latex 2700/2700 W Printer Series - Installing substrate edge holders

Description: In this course, you will learn how to Install substrate edge holders on your HP Latex 2700/2700 W Printer Series.

HP Latex 2700/2700 W Printer Series - Installing substrate edge holders - [Direct link](#)



Name: HP Latex 2700/2700 W Printer Series - Monthly cleaning maintenance routines

Description: In this course, we will take a look at monthly cleaning maintenance routines on your HP Latex 2700/2700 W Printer Series.

HP Latex 2700/2700 W Printer Series - Monthly cleaning maintenance routines - [Direct link](#)



Name: HP Latex 2700/2700 W Printer Series - How to get color consistency

Description: This course brings you the skills needed to be able to run the color calibration on your HP Latex 2700 Printer Series and get the color consistency between your printed jobs.

HP Latex 2700/2700 W Printer Series - How to get color consistency - [Direct link](#)



Name: HP Latex 2700/2700 W Printer Series - Color consistency between printers

Description: This course brings you the skills needed to be able to run the color calibration on your HP Latex 2700 Printer Series and get the color consistency between your printed jobs.

HP Latex 2700/2700 W Printer Series - Color consistency between printers - [Direct link](#)



Name: HP Latex 2700/2700 W Printer Series - Color consistency throughout the job

Description: In this course, you will learn to ensure color consistency throughout the whole print job using your HP Latex 2700/2700 W Printer Series.

HP Latex 2700/2700 W Printer Series - Color consistency throughout the job - [Direct link](#)



Name: HP Latex 2700/2700 W Printer Series - Key color consistency takeaways

Description: In this course, we'll do a summarize ever we have learned about Color Consistency for your HP Latex 2700/2700 W printer series.

HP Latex 2700/2700 W Printer Series - Key color consistency takeaways - [Direct link](#)



Name: HP Latex 2700 W Printer Series - White ink modes

Description: In this course, we'll take a deep dive into all the available possibilities for printing white jobs.

HP Latex 2700 W Printer Series - White ink modes - [Direct link](#)



Name: HP Latex 2700 W Printer Series - White ink maintenance tasks

Description: In this course we'll take a deep dive into the maintenance tasks.

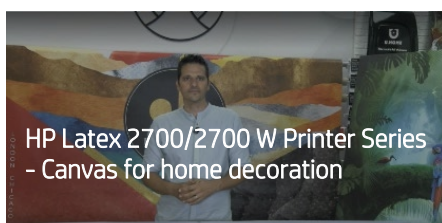
HP Latex 2700 W Printer Series - White ink maintenance tasks - [Direct link](#)



Name: HP Latex 2700/2700 W Printer Series - How to print a double-sided storyboard

Description: This video will teach you all steps of how to print a double-sided image end-to-end with your HP Latex 2700 Printer series.

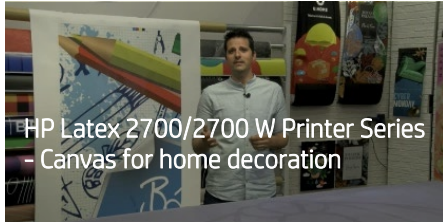
HP Latex 2700/2700 W Printer Series - How to print a double-sided storyboard - [Direct link](#)



Name: HP Latex 2700/2700 W Printer Series - Canvas for home decoration

Description: The objective of this training is to learn how to prepare, print on and apply Canvas with the HP Latex 2700/2700 W printer series.

HP Latex 2700/2700 W Printer Series - Canvas for home decoration - [Direct link](#)



Name: HP Latex 2700/2700 W Printer Series - Wallcovering applications

Description: The objective of this training is to learn how to prepare, print on and apply Wallcovering applications with the HP Latex 2700/2700 W printer series.

HP Latex 2700/2700 W Printer Series - Wallcovering applications - [Direct link](#)



Name: HP Latex 2700/2700 W Printer Series - Retail decoration with SAV

Description: The objective of this training is to learn how to prepare, print on and apply Retail decoration with SAV using the HP Latex 2700/2700 W printer series.

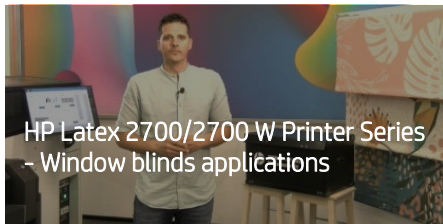
HP Latex 2700/2700 W Printer Series - Retail decoration with SAV - [Direct link](#)



Name: HP Latex 2700/2700 W Printer Series - Window graphics for clear substrates

Description: The objective of this training is to learn how to prepare, print on and apply Window graphics for clear substrates using the HP Latex 2700/2700 W printer series.

HP Latex 2700/2700 W Printer Series - Window graphics for clear substrates - [Direct link](#)



Name: HP Latex 2700/2700 W Printer Series - Window blinds applications

Description: The objective of this training is to learn how to prepare, print on and apply Window blinds applications using the HP Latex 2700/2700 W printer series.

HP Latex 2700/2700 W Printer Series - Window blinds applications - [Direct link](#)

HP Latex 630 Printer series



Name: HP Latex 630 Printer series - Printer Overview.

Description: In this video, we'll introduce you to the main features of the HP Latex 630 Printer series.

Printer Overview – [Direct link](#)



Name: HP Latex 630 Printer series - How to load a Substrate into the printer.

Description: In this video, you'll learn how to load a substrate into your HP Latex 630 printer in both assisted and manual mode.

How to load a Substrate into the printer – [Direct link](#)



Name: HP Latex 630 Printer series - Use of Edge Holders.

Description: In this video, you'll learn how to install and use the substrate edge holders.

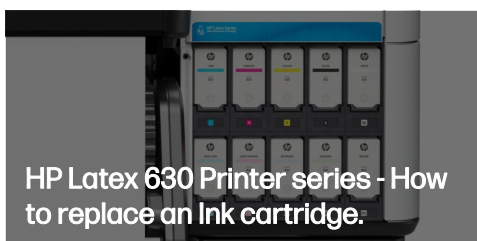
Use of Edge Holders – [Direct link](#)



Name: HP Latex 630 Printer series - Use the take up reel.

Description: In this video, you'll learn how to attach the substrate to the take-up reel.

Use the take up reel – [Direct link](#)



Name: HP Latex 630 Printer series - How to replace an Ink cartridge.

Description: In this video, you'll learn how to replace an ink cartridge in your HP Latex 630 printer.

How to replace an Ink cartridge – [Direct link](#)



Name: HP Latex 630 Printer series - How to replace a Printhead.

Description: In this video, you'll learn how to replace a printhead in your HP Latex 630 printer.

How to replace a printhead – [Direct link](#)



Name: HP Latex 630 W Printer - How to replace the white ink Printhead.

Description: In this video, you'll learn how to replace the White ink Printhead in your HP Latex 630 W printer.

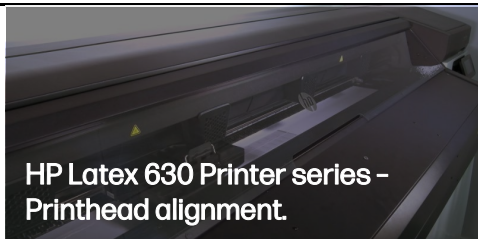
How to replace the white ink printhead - [Direct link](#)



Name: HP Latex 630 Printer series - How to replace the Maintenance Cartridge.

Description: In this video, you'll learn how to replace the Maintenance Cartridge in your HP Latex 630 printer.

How to replace the Maintenance Cartridge - [Direct link](#)



Name: HP Latex 630 Printer series - Printhead Alignment.

Description: In this video, you'll learn how to run the Printhead Alignment in your HP Latex 630 printer.

Printhead Alignment - [Direct link](#)



Name: HP Latex 630 Printer series - How to run the Substrate advance calibration.

Description: In this video, you'll learn How to run the Substrate advance calibration in your HP Latex 630 printer.

Substrate advance calibration - [Direct link](#)



Name: HP Latex 630 Printer series - How to run the Color-Calibration.

Description: In this video, you'll learn How to run the Color-Calibration in your HP Latex 630 printer.

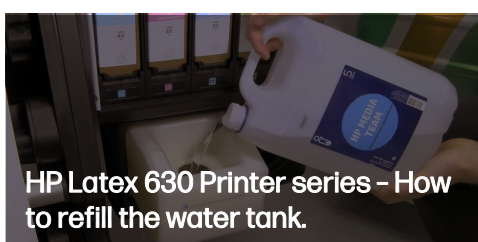
How to run the Color-Calibration - [Direct link](#)



Name: HP Latex 630 Printer series - How to check the nozzles' status.

Description: In this video, you'll learn How to check the nozzles' status in your HP Latex 630 printer.

How to check the nozzles' status - [Direct link](#)



Name: HP Latex 630 W Printer - How to refill the water tank.

Description: In this video, you'll learn How to refill the water tank in your HP Latex 630 printer.

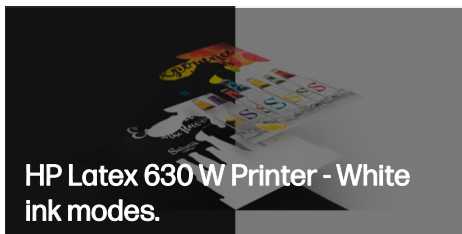
How to refill the water tank - [Direct link](#)



Name: HP Latex 630 W Printer - White ink overview.

Description: In this video, you'll take a look at the white ink.

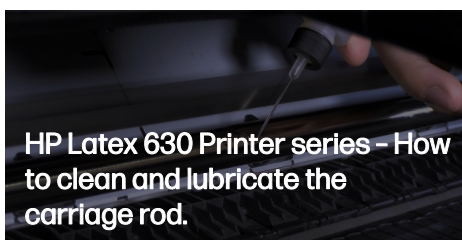
White ink overview - [Direct link](#)



Name: HP Latex 630 W Printer - White ink modes.

Description: In this video, you'll learn about the white ink print modes available for your HP Latex printer.

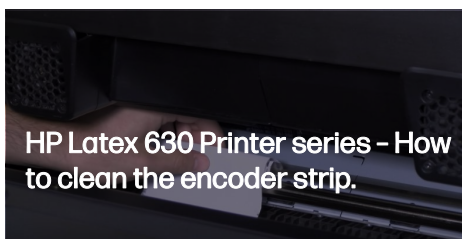
White ink overview - [Direct link](#)



Name: HP Latex 630 Printer series - How to clean and lubricate the carriage rod.

Description: In this video, you'll learn how to clean and lubricate the carriage rod of your HP Latex 630 Printer.

Clean and lubricate the carriage rod - [Direct link](#)



Name: HP Latex 630 Printer series - How to clean the encoder strip.

Description: In this video, you'll learn how to clean the encoder strip of your HP Latex 630 Printer.

How to clean the encoder strip - [Direct link](#)



Name: HP Latex 630 Printer series - How to clean the printhead connections.

Description: In this video, you'll learn how to clean the printhead connections of your HP Latex 630 Printer.

Clean the printhead connections - [Direct link](#)



Name: HP Latex 630 W Printer - How to check and clean the plastic needles in the storage box.

Description: In this video, you'll learn how to check and clean the plastic needles in the storage box of your HP Latex 630 W Printer.

How to check and clean the plastic needles in the storage box - [Direct link](#)



HP Latex 630 Printer series – Print platen cleaning.

Name: HP Latex 630 Printer series - Print platen cleaning.

Description: In this video, you'll learn how to clean the print platen of your HP Latex 630 Printer series.

Print platen cleaning – [Direct link](#)



HP Latex 630 Printer series – How to replace the Ink mix container.

Name: HP Latex 630 W Printer - How to replace the Ink mix container.

Description: In this video, you'll learn How to replace the Ink mix container of your HP Latex 630 W Printer.

How to replace the Ink mix container – [Direct link](#)

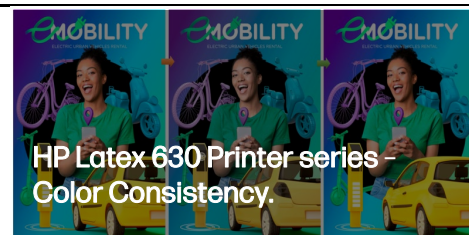


HP Latex 630 Printer series – Clean the white ink connections.

Name: HP Latex 630 W Printer - Clean the white ink connections.

Description: In this video, you'll learn How to Clean the white ink connections of your HP Latex 630 W Printer.

Clean the white ink connections – [Direct link](#)



HP Latex 630 Printer series – Color Consistency.

Name: HP Latex 630 Printer series - Color Consistency.

Description: In this video, you'll learn how to ensure Color Consistency in all the jobs printed with your HP Latex printer.

Color Consistency – [Direct link](#)

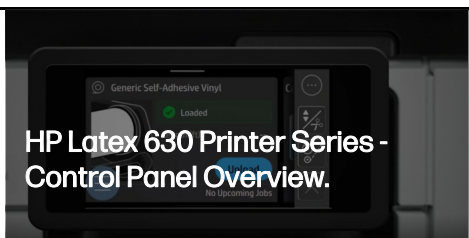


HP Latex 630 Printer series – List of error codes & explanation.

Name: HP Latex 630 Printer Series - List of error codes & explanation.

Description: We've prepared a list of the most common System Error that will help you to identify the root of the issue and how to fix it.

List of error codes & explanation – [Direct link](#)

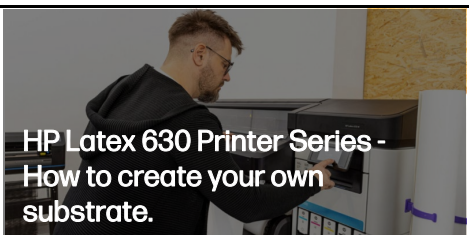


HP Latex 630 Printer Series – Control Panel Overview.

Name: HP Latex 630 Printer Series - Control Panel Overview.

Description: Welcome, we created this video to introduce you to the Control panel main features of the HP Latex 630 Printer series.

Control Panel Overview – [Direct link](#)



HP Latex 630 Printer Series – How to create your own substrate.

Name: HP Latex 630 Printer Series - How to create your own substrate.

Description: Welcome, we created this video to show you the process of creating your own substrate and how to customize a print mode with your HP Latex 630 Printer series.

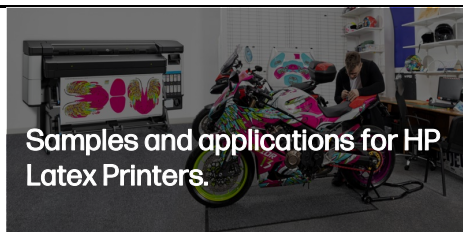
How to create your own substrate – [Direct link](#)



Name: HP Latex 630 Printer Series - How to modify print settings on the fly.

Description: Welcome, we've created this video to show you how to modify the print settings on the fly with your HP Latex 630 Printer series.

How to modify print settings on the fly - [Direct link](#)



Name: Samples and applications for HP Latex Printers.

Description: Discover the possibilities of the HP Latex 630, 700 & 800 Printers series: see some samples and their corresponding applications so that you can get inspiration to grow your business.

Samples and applications for HP Latex Printers - [Direct link](#)



Name: HP Latex 630 W Printer - Window graphics with just white ink.

Description: Create window graphics using just HP Latex white ink on transparent self-adhesive vinyl, including their design, printing, and installation.

Window graphics with just white ink - [Direct link](#)



Name: HP Latex 630 W Printer - Stickers on metallized self-adhesive film.

Description: Learn how to produce stickers on metalized films, printing in "white under flood mode" including their design in layers, their printing, and their contour cutting.

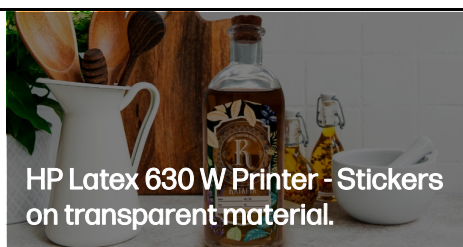
Stickers on metallized self-adhesive film - [Direct link](#)



Name: HP Latex 630 W Printer - Stickers on fluorescent material.

Description: Learn how to create eye-catching stickers on fluorescent self-adhesive vinyl using white ink, including their design, printing, and contour cutting.

Stickers on fluorescent material - [Direct link](#)



Name: HP Latex 630 W Printer - Stickers on transparent material.

Description: Learn how to create stickers on transparent material with "white underflood" mode, including their design in layers, their printing and their contour cutting.


Stickers on transparent material - [Direct link](#)



Name: HP Latex 630 Printer series - Produce stickers on self-adhesive paper.

Description: Learn how to create stickers with just HP Latex colored inks on self-adhesive paper, including their design, printing, and contour cutting.

Produce stickers on self-adhesive paper - [Direct link](#)




HP Latex 630 W Printer -
Transparent stickers in white
overflood mode.

Name: HP Latex 630 W Printer - Transparent stickers in white overflood mode.

Description: Learn how to create stickers on transparent, easy-to-install self-adhesive vinyl, printing in “white under-flood mode” and including their design in layers, their printing, their contour cutting, and their installation inside the window.

Transparent stickers in white overflood mode - [Direct link](#)



HP Latex 630 W Printer -
Transparent stickers in white
spot mode.

Name: HP Latex 630 W Printer - Transparent stickers in white spot mode.

Description: Learn how to create stickers on transparent material with color and white ink in “spot white” mode, including their design in layers, their printing with an HP Latex 630 W Printer, and their cutting with a contour cutter.

Transparent stickers in white spot mode - [Direct link](#)



HP Latex 630 Printer series -
Produce customized textile bags.

Name: HP Latex 630 Printer series - Produce customized textile bags.

Description: Learn how to produce customized textile bags with an image printed on a transfer material, contour cut, and transferred with a hot press.

Produce customized textile bags - [Direct link](#)



HP Latex 630 Printer series -
Produce indoor floor graphic.

Name: HP Latex 630 Printer series - Produce indoor floor graphic.

Description: Learn how to produce indoor floor graphics, including their design in layers, their printing, and their contour cutting.

Produce indoor floor graphic - [Direct link](#)



HP Latex 630 Printer series -
Contour-cut indoor magnets.

Name: HP Latex 630 Printer series - Contour-cut indoor magnets.

Description: Learn how to produce contour-cut indoor magnets, including their design in layers, their printing, and their contour-cutting.

Contour-cut indoor magnets - [Direct link](#)



HP Latex 630 Printer series -
Laminated stickers with color
inks.

Name: HP Latex 630 Printer series - Laminated stickers with color inks.

Description: Learn how to create laminated stickers with just HP Latex colored inks on self-adhesive vinyl, including their design, printing, lamination, and contour cutting.

Laminated stickers with color inks - [Direct link](#)



HP LFP - Applications with the HP Latex 630 Printer series

Name: HP LFP - Applications with the HP Latex 630 Printer series

Description: Discover all types of applications done at Peacock Imagink with the new HP Latex 630 Printer series, ranging from wallcoverings and posters and including window graphics, canvases, floor graphics, stickers, backlits and many more!”

HP LFP - Applications with the HP Latex 630 Printer series – [Direct link](#)

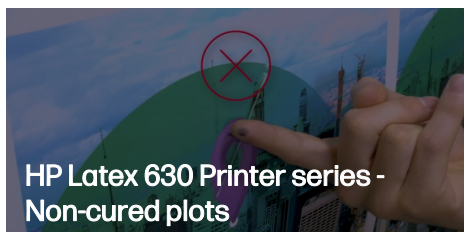


HP Latex 630 Printer series - How to solve a paper jam

Name: HP Latex 630 Printer series - How to solve a paper jam

Description: In this video, you'll learn how to solve a paper jam into the HP Latex 630 Printer series.

HP Latex 630 Printer series - How to solve a paper jam – [Direct link](#)

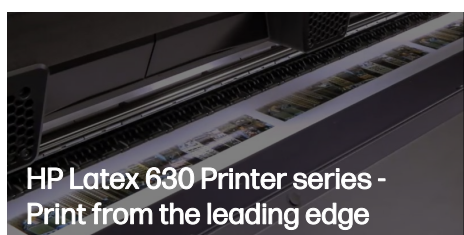


HP Latex 630 Printer series - Non-cured plots

Name: HP Latex 630 Printer series - Non-cured plots

Description: In this video, you'll learn how to troubleshoot non-cured plots in the HP Latex 630 Printer series.

HP Latex 630 Printer series - Non-cured plots – [Direct link](#)



HP Latex 630 Printer series - Print from the leading edge

Name: HP Latex 630 Printer series - Print from the leading edge

Description: In this video, you'll learn how to print from the leading edge in the HP Latex 630 Printer series.

HP Latex 630 Printer series - Print from the leading edge – [Direct link](#)



Name: HP Latex 630 Printer series - Troubleshooting & Maintenances Printable file.

Download a summary of the troubleshooting and maintenance of the HP Latex 630 series printer.

HP Latex 630 Printer series - Troubleshooting & Maintenances Printable file. - [Direct link](#)




HP Latex 630 Printer series - How to Troubleshoot Bleed

Name: HP Latex 630 Printer series - How to Troubleshoot Bleed

Description: In this video, you'll learn how to troubleshoot Bleed in the HP Latex 630 Printer series.


HP Latex 630 Printer series - How to Troubleshoot Bleed – [Direct link](#)



Name: HP Latex 630 Printer series - How to Troubleshoot Banding

Description: In this video, you'll learn how to troubleshoot Banding in the HP Latex 630 Printer series.

HP Latex 630 Printer series - How to Troubleshoot Banding - [Direct link](#)



Name: HP Control Print - User Guide for HP Latex 600, 700 and 800 Printer Series - Multilingual

Description: In this video, you'll learn how to fix image quality issues by using the HP Control Print plot.

HP Control Print - User Guide for HP Latex 600, 700 and 800 Printer Series - [Direct link](#)



Name: HP Latex 630 Printer series - How to Troubleshoot Grain

Description: In this video, you'll learn how to troubleshoot Grain in the HP Latex 630 Printer series.

HP Latex 630 Printer series - How to Troubleshoot Grain - [Direct link](#)

HP Latex FS50/FS60 W Printer series



Name: HP Latex FS50/FS60 W Printer series: Basic Certification.

Description: In this learning plan, you'll get all the basic skills necessary to manage your HP Latex FS50/FS60 W Printer.

- HP Latex FS50/FS60 W Printer Series - Printer Overview
- HP Latex FS50/FS60 W Printer series - Accessories
- HP Latex FS50/FS60 W Printer series - Adding a new substrate
- HP Latex FS50/FS60 W Printer series - Printing process
- HP Latex FS50/FS60 W Printer series - Aligning the printheads
- HP Latex FS50/FS60 W Printer series - Checking the status of the printheads
- HP Latex FS50/FS60 W Printer series - Replacing printer consumables
- HP Latex FS50/FS60 W Printer series - Periodic maintenance
- HP Latex FS50/FS60 W Printer series - Basic concepts of Color Consistency

-
- HP Latex FS50/FS60 W Printer series - White ink overview
 - HP Latex FS50/FS60 W Printer series - How to install the white ink printhead
 - HP Latex FS50/FS60 W Printer series - HP Large Format Knowledge Center

HP Latex FS50/FS60 W Printer series: Basic Certification –
[Direct link](#)



Name: HP Latex FS50/FS60 W Printer series: Advanced Certification.

Description: In this learning plan, you'll get the skills necessary to perform all the advanced tasks to maintain your HP Latex FS50/FS60 W printer optimally.

- HP Latex FS50/FS60 W Printer series - How to print a double-sided storyboard
- HP Latex FS50/FS60 W Printer series - Installing substrate edge holders
- HP Latex FS50/FS60 W Printer series - Monthly cleaning maintenance routines
- HP Latex FS50/FS60 W Printer series - How to get color consistency
- HP Latex FS50/FS60 W Printer series - Color consistency between printers
- HP Latex FS50/FS60 W Printer series - Color consistency throughout the job
- HP Latex FS50/FS60 W Printer series - Key color consistency takeaways
- HP Latex FS50/FS60 W Printer series - White ink modes
- HP Latex FS50/FS60 W Printer series - White ink maintenance tasks

HP Latex FS50/FS60 W Printer series: Advanced Certification – [Direct link](#)



Name: HP Latex FS50/FS60 W Printer series: Applications.

Description: Welcome to the HP Latex FS50/FS60 W printer series Applications, after completing this learning plan you'll have all the skills to become an expert in the following Applications.

- HP Latex FS50/FS60 W Printer series - Canvas for home decoration
 - HP Latex FS50/FS60 W Printer series - Retail decoration with SAV
 - HP Latex FS50/FS60 W Printer series - Window graphics for clear substrates
 - HP Latex FS50/FS60 W Printer series - Wallcovering applications
-

-
- HP Latex FS50/FS60 W Printer series - Window blinds applications

HP Latex FS50/FS60 W Printer series: Applications - [Direct link](#)

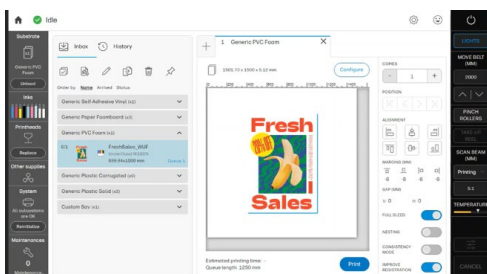
HP Latex R530 Printer



Name: HP Latex R530 Printer - IQ Calibrations Overview.

Description: This content allows you to take a look at the overview of the printer IQ Calibrations of your HP Latex R530 Printer.

HP Latex R530 Printer - IQ Calibrations Overview - [Direct link](#)



Name: HP Latex R530 Printer - IPS Overview.

Description: It is time to take a look at the main features of the New internal print server of your HP Latex R530 Printer.

HP Latex R530 Printer - IPS Overview - [Direct link](#)



Name: HP Latex R530 Printer - How to load a roll with the IPS.

Description: In this video, you'll learn how to load a roll with the IPS of your HP Latex R530 Printer.


HP Latex R530 Printer - How to load a roll with the IPS - [Direct link](#)



Name: HP Latex R530 Printer - How to use the take-up reel.

Description: In this video, you'll learn how to use the take-up reel of your HP Latex R530 Printer.

HP Latex R530 Printer - How to use the take-up reel - [Direct link](#)



Name: HP Latex R530 Printer - How to load roll with the buttons.

Description: In this video, you'll learn how to load rolls with the buttons in your HP Latex R530 Printer.


HP Latex R530 Printer - How to load roll with the buttons - [Direct link](#)



Name: HP Latex R530 Printer - Load a piece of substrate as a sheet

Description: This video will show you how to load a piece of media as a sheet in your HP Latex R530 Printer.


HP Latex R530 Printer - Load a piece of substrate as a sheet - [Direct link](#)



Name: HP Latex R530 Printer - How to load sheets with the IPS

Description: In this video, you'll learn how to load sheets with the IPS of your HP Latex R530 Printer.

HP Latex R530 Printer - How to load sheets with the IPS - [Direct link](#)



Name: HP Latex R530 Printer - Loading a sheet with the buttons

Description: In this video, you'll learn how to load a sheet with the buttons in your HP Latex R530 Printer.

HP Latex R530 Printer - Loading a sheet with the buttons - [Direct link](#)



Name: HP Latex R530 Printer - How to use the pinch rollers

Description: This video will show you how and when to use the pinch rollers in your HP Latex R530 Printer.

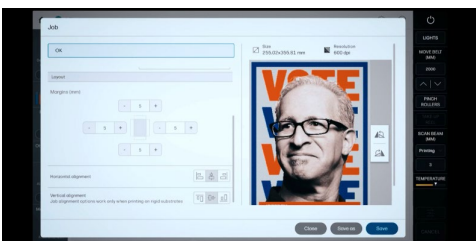
HP Latex R530 Printer - How to use the pinch rollers - [Direct link](#)



Name: HP Latex R530 Printer - How to load transparent or colored substrates

Description: In this video, you'll learn how to load transparent or colored substrates in your HP Latex R530 Printer.

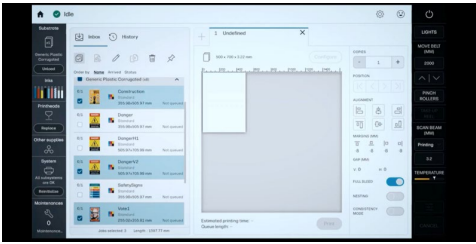
How to load transparent or colored substrates - [Direct link](#)



Name: HP Latex R530 Printer - Add margins to a job

Description: In this video, you'll learn how to add margins to a job from the IPS of your HP Latex R530 Printer.

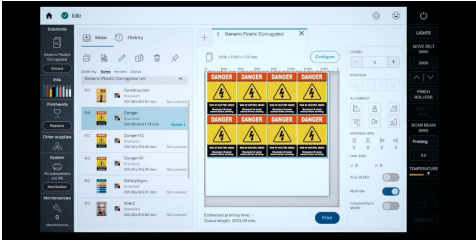
HP Latex R530 Printer - Add margins to a job - [Direct link](#)



Name: HP Latex R530 Printer - Multi-selecting jobs

Description: In this video, you'll learn how to multi-select jobs from the IPS of your HP Latex R530 Printer.

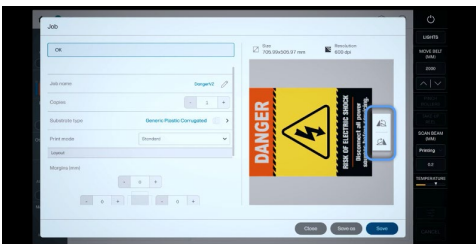
HP Latex R530 Printer - Multi-selecting jobs - [Direct link](#)



Name: HP Latex R530 Printer - How to nest jobs

Description: In this video, you'll learn how to nest jobs from the IPS of your HP Latex R530 Printer.


HP Latex R530 Printer - How to nest jobs- [Direct link](#)



Name: HP Latex R530 Printer - Rotate jobs

Description: In this video, you'll learn how to rotate jobs from the IPS of your HP Latex R530 Printer.


HP Latex R530 Printer - Rotate jobs - [Direct link](#)



Name: HP Latex R530 Printer - Printing from the leading edge

Description: In this video, you'll learn how to print from the leading edge in your HP Latex R530 Printer.

HP Latex R530 Printer - Printing from the leading edge - [Direct link](#)



Name: HP Latex R530 Printer - How to print full bleed

Description: In this video, you'll learn how to print using the full bleed option on your HP Latex R530 Printer.

HP Latex R530 Printer - How to print full bleed - [Direct link](#)



Name: HP Latex R530 Printer - Print multiple boards

Description: This video will show you how to print multiple boards in your HP Latex R530 Printer.

HP Latex R530 Printer - Print multiple boards - [Direct link](#)



Name: HP Latex R530 Printer - How to print continuously

Description: In this video, you'll learn how to print continuously in your HP Latex R530 Printer.

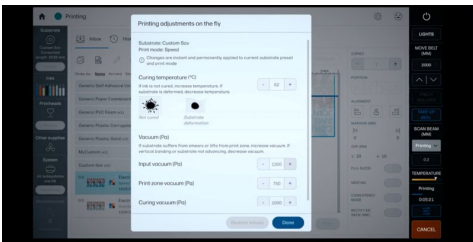
HP Latex R530 Printer - How to print continuously - [Direct link](#)



Name: HP Latex R530 Printer - How to print dual-sided boards

Description: In this video, you'll learn how to print dual-sided boards on your HP Latex R530 Printer.

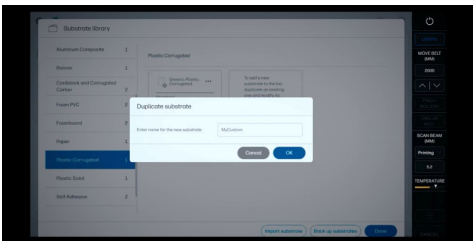
HP Latex R530 Printer - How to print dual-sided boards - [Direct link](#)



Name: HP Latex R530 Printer - Modify print settings on the fly

Description: In this video, you'll learn how to modify print settings on the fly from the IPS of your HP Latex R530 Printer.

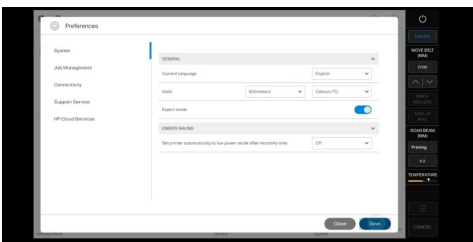
HP Latex R530 Printer - Modify print settings on the fly - [Direct link](#)



Name: HP Latex R530 Printer - Add a new print mode

Description: In this video, you'll learn how to add a new print mode from the IPS of your HP Latex R530 Printer.

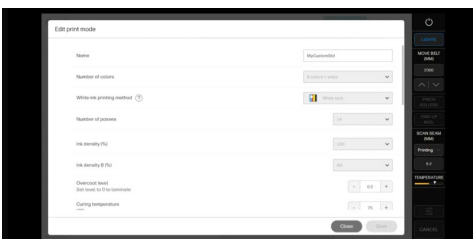
HP Latex R530 Printer - Add a new print mode - [Direct link](#)



Name: HP Latex R530 Printer - How to enable the expert mode

Description: In this video, you'll learn how to enable the IPS expert mode of your HP Latex R530 Printer.


HP Latex R530 Printer - How to enable the expert mode - [Direct link](#)



Name: HP Latex R530 Printer - Modify advanced print mode settings

Description: In this video, you'll learn how to modify the advanced print mode settings of your HP Latex R530 Printer.


HP Latex R530 Printer - Modify advanced print mode settings - [Direct link](#)



Name: HP Latex R530 Printer - Color Calibration

Description: This video will show you how to run the color calibration on rolls and rigid substrate with your HP Latex R530 Printer.


HP Latex R530 Printer - Color Calibration - [Direct link](#)



Name: HP Latex R530 Printer - How to align the printheads

Description: This video will show you how to align the printheads of your HP Latex R530 Printer.

HP Latex R530 Printer - How to align the printheads - [Direct link](#)



Name: HP Latex R530 Printer - Check the printhead's Nozzle Health status

Description: This video will show you how to check the Nozzle Health status of the printheads of your HP Latex R530 Printer.

HP Latex R530 Printer - Check the printhead's Nozzle Health status - [Direct link](#)



Name: HP Latex R530 Printer - How to replace the printheads

Description: This video will show you how to replace the printheads of your HP Latex R530 Printer.

HP Latex R530 Printer - How to replace the printheads - [Direct link](#)



Name: HP Latex R530 Printer - Replace an ink cartridge

Description: This video will show you how to replace an ink cartridge in your HP Latex R530 Printer.

HP Latex R530 Printer - Replace an ink cartridge - [Direct link](#)



Name: HP Latex R530 Printer - Replace the Maintenance Cartridge

Description: This video will show you how to replace the Maintenance Cartridge of your HP Latex R530 Printer.

HP Latex R530 Printer - Replace the Maintenance Cartridge - [Direct link](#)



Name: HP Latex R530 Printer - Replace the ink collection unit

Description: This video will show you how to replace the ink collector unit of your HP Latex R530 Printer.


HP Latex R530 Printer - Replace the ink collection unit - [Direct link](#)



Name: HP Latex R530 Printer - White ink system overview

Description: In this video, you'll take a look at the White ink system overview of your new HP Latex R530 Printer.

HP Latex R530 Printer - White ink system overview - [Direct link](#)



Name: HP Latex R530 Printer - White ink modes

Description: In this video, you'll learn about White ink print-modes


HP Latex R530 Printer - White ink modes - [Direct link](#)



Name: HP Latex R530 Printer - White ink best practices

Description: In this video, you'll learn about White ink best practices.

HP Latex R530 Printer - White ink best practices - [Direct link](#)



Name: HP Latex R530 Printer - Adjust the white ink layer

Description: In this video, you'll learn how to adjust the white ink layer from your jobs in the IPS of your HP Latex R530 Printer.


HP Latex R530 Printer - Adjust the white ink layer - [Direct link](#)



Name: HP Latex R530 Printer - White choke

Description: In this video, you'll learn how to adjust the white choke in your jobs from the IPS of your HP Latex R530 Printer.

HP Latex R530 Printer - White choke - [Direct link](#)



Name: HP Latex R530 Printer - How to clean the encoder strip

Description: In this video, you'll learn how to clean the encoder strip of your HP Latex R530 Printer by the IPS.


HP Latex R530 Printer - How to clean the encoder strip - [Direct link](#)



Name: HP Latex R530 Printer - Clean and lubricate the carriage rod

Description: In this video, you'll learn how to clean and lubricate the carriage rod of your HP Latex R530 Printer.


HP Latex R530 Printer - Clean and lubricate the carriage rod - [Direct link](#)



Name: HP Latex R530 Printer - Clean the printhead connections

Description: In this video, you'll learn how to clean the printhead connections of your HP Latex R530 Printer.

HP Latex R530 Printer - Clean the printhead connections - [Direct link](#)



Name: HP Latex R530 Printer - How to clean the plastic needles

Description: In this video, you'll learn how to clean the plastic needles of the storage box of your HP Latex R530 Printer.


HP Latex R530 Printer - How to clean the plastic needles - [Direct link](#)



Name: HP Latex R530 Printer - How to refill the water tank

Description: In this video, you'll learn how to refill the water tank of your HP Latex R530 Printer.

HP Latex R530 Printer - How to refill the water tank - [Direct link](#)



Name: HP Latex R530 Printer - How to replace the oiler and felts

Description: In this video, you'll learn how to replace the oiler and felts of your HP Latex R530 Printer.

HP Latex R530 Printer - How to replace the oiler and felts - [Direct link](#)



Name: HP Latex R530 Printer - Color Consistency

Description: This video will show you how to get Color Consistency in all your print jobs.

HP Latex R530 Printer - Color Consistency - [Direct link](#)

HP Latex 730/830 Printer series



Name: HP Latex 730/830 Printer series - Printer Overview

Description: In this video, you'll take a look at the main features of your HP Latex 730/830 Printer series.

HP Latex 730/830 Printer series - Printer Overview - [Direct link](#)



Name: HP Latex 730/830 Printer series - Get to know the substrate library

Description: In this video, you'll take a look at the substrate library of your HP Latex 730/830 Printer series.

HP Latex 730/830 Printer series - Get to know the substrate library - [Direct link](#)



Name: HP Latex 730/830 Printer series - Substrate preset tasks

Description: In this video, you'll take a look at the substrate preset tasks of your HP Latex 730/830 Printer series.

HP Latex 730/830 Printer series - Substrate preset tasks - [Direct link](#)



Name: HP Latex 730/830 Printer series - How to load the substrate

Description: In this video, you'll learn how to load the substrate in the HP Latex 730/830 Printer series.

HP Latex 730/830 Printer series - How to load the substrate - [Direct link](#)



Name: HP Latex 730/830 Printer series - How to use the take-up reel

Description: In this video, you'll learn how to attach the substrate to the take-up reel of your HP Latex 730/830 Printer series.

HP Latex 730/830 Printer series - How to use the take-up reel - [Direct link](#)



Name: HP Latex 730/830 Printer series - How to use the loading accessory

Description: This video shows you how to use the loading accessory of your HP Latex 730/830 Printer series.

HP Latex 730/830 Printer series - How to use the loading accessory - [Direct link](#)



Name: HP Latex 730/830 Printer series - How to install the ink collector

Description: In this video, you'll learn how to install the ink collector of your HP Latex 730/830 Printer series.

HP Latex 730/830 Printer series - How to install the ink collector - [Direct link](#)



Name: HP Latex 730/830 Printer series - How to replace a printhead

Description: In this video, you'll learn how to replace a printhead in your HP Latex 730/830 Printer series.

HP Latex 730/830 Printer series - How to replace a printhead - [Direct link](#)



Name: HP Latex 730/830 Printer series - How to replace an ink cartridge

Description: In this video, you'll learn how to replace an ink cartridge in your HP Latex 730/830 Printer series.


HP Latex 730/830 Printer series - How to replace an ink cartridge - [Direct link](#)



Name: HP Latex 730/830 Printer series - White ink overview

Description: In this video, you'll take a look at the white ink.

HP Latex 730/830 Printer series - White ink overview - [Direct link](#)



Name: HP Latex 730/830 Printer series - White ink modes

Description: In this video, you'll take a look at the White ink modes.

HP Latex 730/830 Printer series - White ink modes - [Direct link](#)



Name: HP Latex 730/830 Printer series - White ink maintenance routines

Description: In this video, you'll learn about the white ink maintenance routines.

HP Latex 730/830 Printer series - White ink maintenance routines - [Direct link](#)



Name: HP Latex 730/830 Printer series - White ink takeaways

Description: In this video, you'll learn about the white ink takeaways.


HP Latex 730/830 Printer series - White ink takeaways - [Direct link](#)



Name: HP Latex 730/830 Printer series - Printhead cleaning procedures

Description: In this video, you'll learn how to run the Printhead cleaning procedures in your printer.

HP Latex 730/830 Printer series - Printhead cleaning procedures - [Direct link](#)



Name: HP Latex 730/830 Printer series - Printhead alignment

Description: In this video, you'll learn how to run the Printhead alignment in your printer.

HP Latex 730/830 Printer series - Printhead alignment - [Direct link](#)



Name: HP Latex 730/830 Printer series - How to replace the maintenance cartridge

Description: In this video, you'll learn how to replace the maintenance cartridge of your printer.

HP Latex 730/830 Printer series - How to replace the maintenance cartridge - [Direct link](#)



Name: HP Latex 730/830 Printer series - How to replace the ink collection unit

Description: In this video, you'll learn how to replace the ink collection unit of your printer.

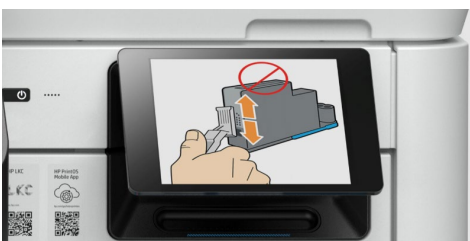
HP Latex 730/830 Printer series - How to replace the ink collection unit - [Direct link](#)



Name: HP Latex 730/830 Printer series - Clean the encoder strip

Description: In this video, you'll learn how to clean the encoder strip of your HP Latex 730/830 Printer series.

HP Latex 730/830 Printer series - Clean the encoder strip - [Direct link](#)



Name: HP Latex 730/830 Printer series - Clean the electrical connections

Description: In this video, you'll learn how to clean the printhead electrical connections of your HP Latex 730/830 Printer series.

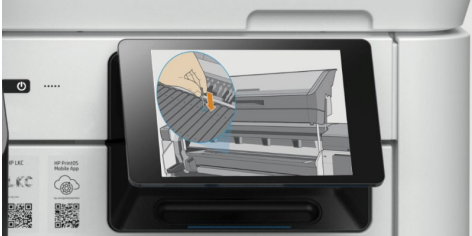
HP Latex 730/830 Printer series - Clean the electrical connections - [Direct link](#)



Name: HP Latex 730/830 Printer series - Clean and lubricate the carriage rod

Description: In this video, you'll learn how to clean and lubricate the carriage rod of your HP Latex 730/830 Printer series.

HP Latex 730/830 Printer series - Clean and lubricate the carriage rod - [Direct link](#)



Name: HP Latex 730/830 Printer series - Clean the platen

Description: In this video, you'll learn how to clean the platen of your HP Latex 730/830 Printer series.

HP Latex 730/830 Printer series - Clean the platen - [Direct link](#)



Name: HP Latex 730/830 Printer series - Clean the substrate advance sensor

Description: In this video, you'll learn how to Clean the substrate advance sensor window of your HP Latex 730/830 Printer series.

HP Latex 730/830 Printer series - Clean the substrate advance sensor - [Direct link](#)



Name: HP Latex 730/830 Printer series - Replace or empty the condensation collector

Description: In this video, you'll learn how to replace or empty the condensation bottle of your HP Latex 730/830 Printer series.

HP Latex 730/830 Printer series - Replace or empty the condensation collector - [Direct link](#)



Name: HP Latex 730/830 Printer series - Basic settings

Description: In this video, you'll learn the basic settings to troubleshoot print quality issues in your HP Latex 730/830 Printer series.

HP Latex 730/830 Printer series - Basic settings - [Direct link](#)



Name: HP Latex 730/830 Printer series - Common print quality issues

Description: In this video, you'll take a look at the Common print quality issues in your HP Latex 730/830 Printer series.

HP Latex 730/830 Printer series - Common print quality issues - [Direct link](#)



Name: HP Latex 730/830 Printer series - Basic checks

Description: In this video, you'll take a look at the Print Quality - basic checks of your HP Latex 730/830 Printer series.

HP Latex 730/830 Printer series - Basic checks - [Direct link](#)